







# DuPage County COVID-19 School Metrics<sup>1</sup>

DuPage County COVID-19 Community Transmission Level: **SUBSTANTIAL**  
 Week 15, 04/11/2021-04/17/2021

COVID-19 School Metric	Value	Trend	Community Transmission Level by Metric
<b>Illinois Department of Public Health (IDPH) County-Level Risk Metric Color</b> <small>Source: <a href="#">IDPH County Level COVID-19 Risk Metrics</a></small>	Transitioned to ORANGE (IDPH-defined) once in the last 4 weeks <sup>2</sup>		Moderate
<b>New Cases per 100,000 per Week<sup>2</sup></b> <small>Source: <a href="#">IDPH County Level COVID-19 Risk Metrics</a></small>	174 per 100,000 per week	 <small>Down from 206 per 100,000 in Week 14</small>	Substantial
<b>Weekly Case Count Trend<sup>3</sup></b> <small>Source: <a href="#">IDPH COVID-19 County &amp; School Metrics</a></small>	Week 13 to Week 14 = +24.1% Week 14 to Week 15 = -15.3%		Minimal
<b>Weekly Youth (&lt;20 years old) Case Count Trend<sup>3</sup></b> <small>Source: <a href="#">IDPH COVID-19 County &amp; School Metrics</a></small>	Week 13 to Week 14 = +69.6% Week 14 to Week 15 = -16.0%		Minimal
<b>Weekly Test Positivity<sup>2</sup></b> <small>Source: <a href="#">IDPH COVID-19 County &amp; School Metrics</a></small>	5.5%	 <small>Down from 7.0% in Week 14</small>	Moderate
<b>Neighboring/Regional Indicator Level<sup>4</sup></b> <small>Source: <a href="#">IDPH County Level COVID-19 Risk Metrics</a></small>	Neighboring county in orange once in the last 4 weeks		Minimal

Footnotes:

<sup>1</sup> Based on DuPage County Health Department “Return to School Framework” available at: [www.dupagehealth.org/595/Schools-and-Daycares](http://www.dupagehealth.org/595/Schools-and-Daycares)

<sup>2</sup> For Week 15 (04/11/2021-04/17/2021)

<sup>3</sup> Weekly county case count trend for weeks 13-15 (03/28/2021-04/17/2021)

<sup>4</sup> Increasing trend: any county turning orange and/or Region 8 moved to Tier 1 or higher mitigation in most recent week; Stable trend: any county in orange for two or more consecutive weeks and/or Region 8 in same tier of mitigation for two or more consecutive weeks; Decreasing trend: no county in orange this week but orange in the last 4 weeks and/or Region 8 moved to a lower tier or no longer in Tier 1 mitigation in the past week.