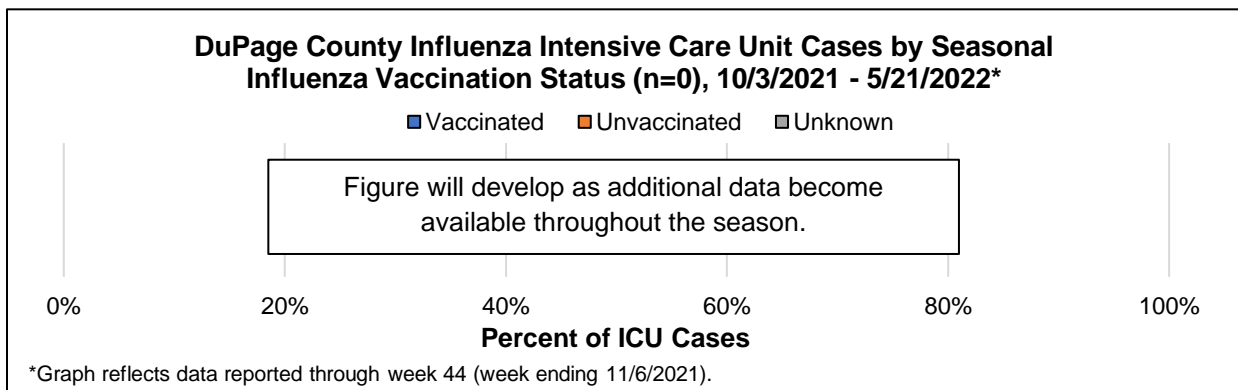
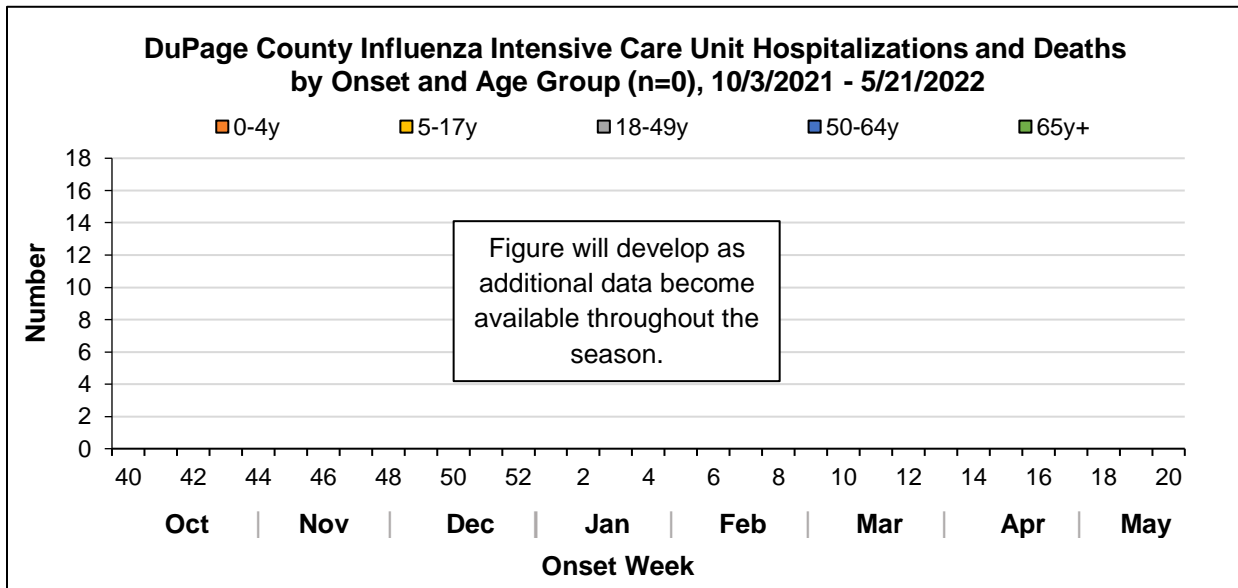
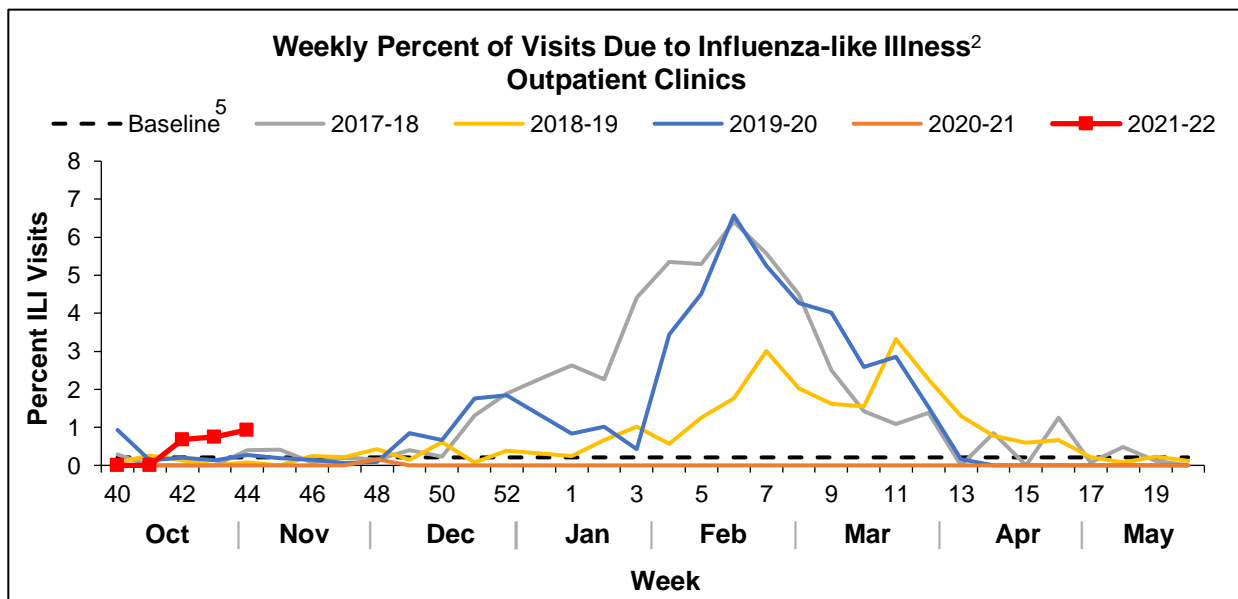
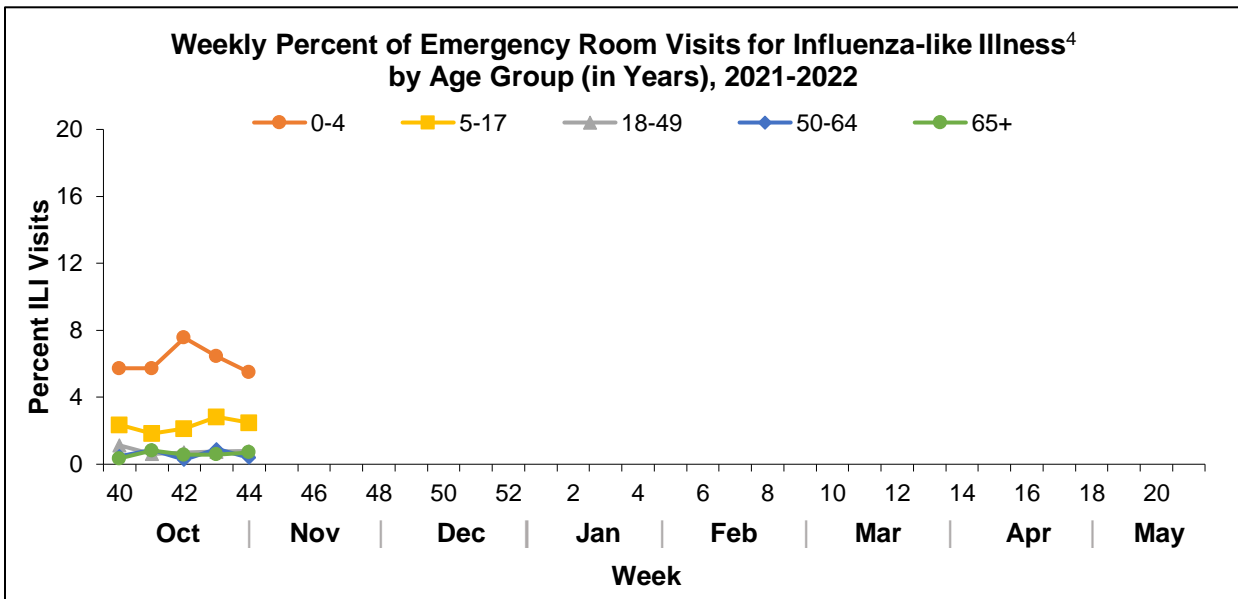
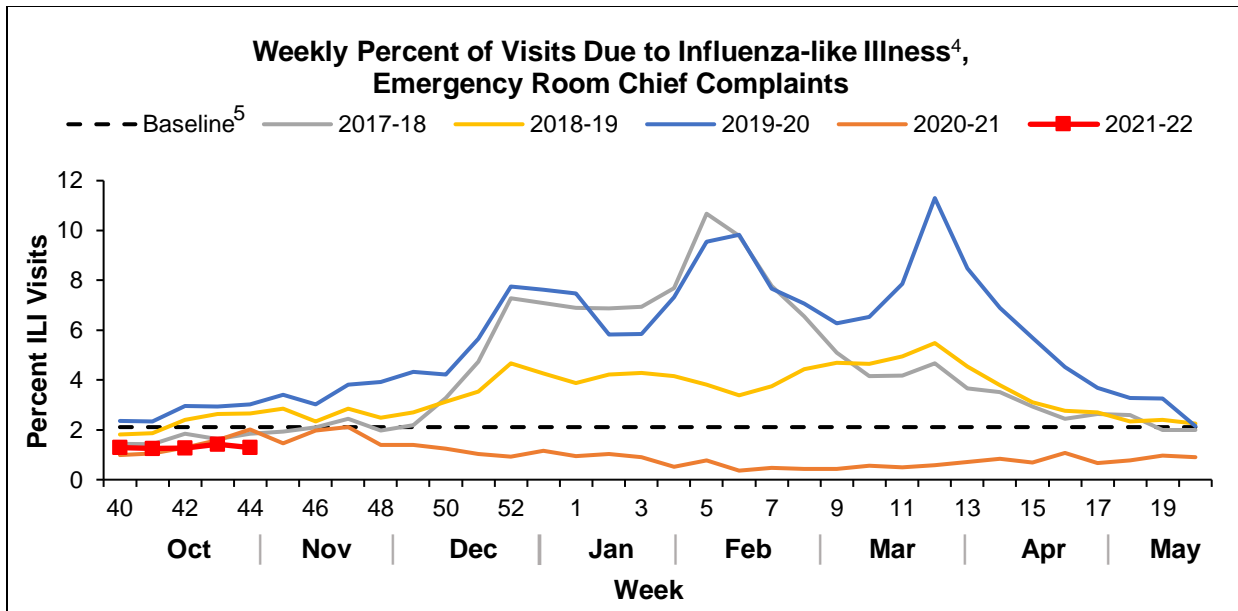


**DuPage County Weekly Influenza Surveillance Report<sup>1</sup>**  
**Week 44: 10/31/2021-11/6/2021**

**Influenza Summary for Week 44**

- Based on surveillance system indicators, **influenza-like illness (ILI)<sup>2</sup>** activity in DuPage County is currently estimated to be **low**.<sup>3</sup>
- **No influenza-associated intensive care unit (ICU) admissions** were reported.
- **No influenza-associated pediatric deaths** were reported.
- **No influenza A, novel virus cases** were reported.
- **No influenza outbreaks** were reported in long-term care facilities (LTCF).
- **There were increases in over-the-counter medication sales** for ILI-related conditions this week that showed spatial clustering.
- **No hospitals were on bypass** this week due to insufficient capacity.
- **Updates on influenza activity in Illinois are available here:** <http://dph.illinois.gov/topics-services/diseases-and-conditions/influenza/influenza-surveillance>





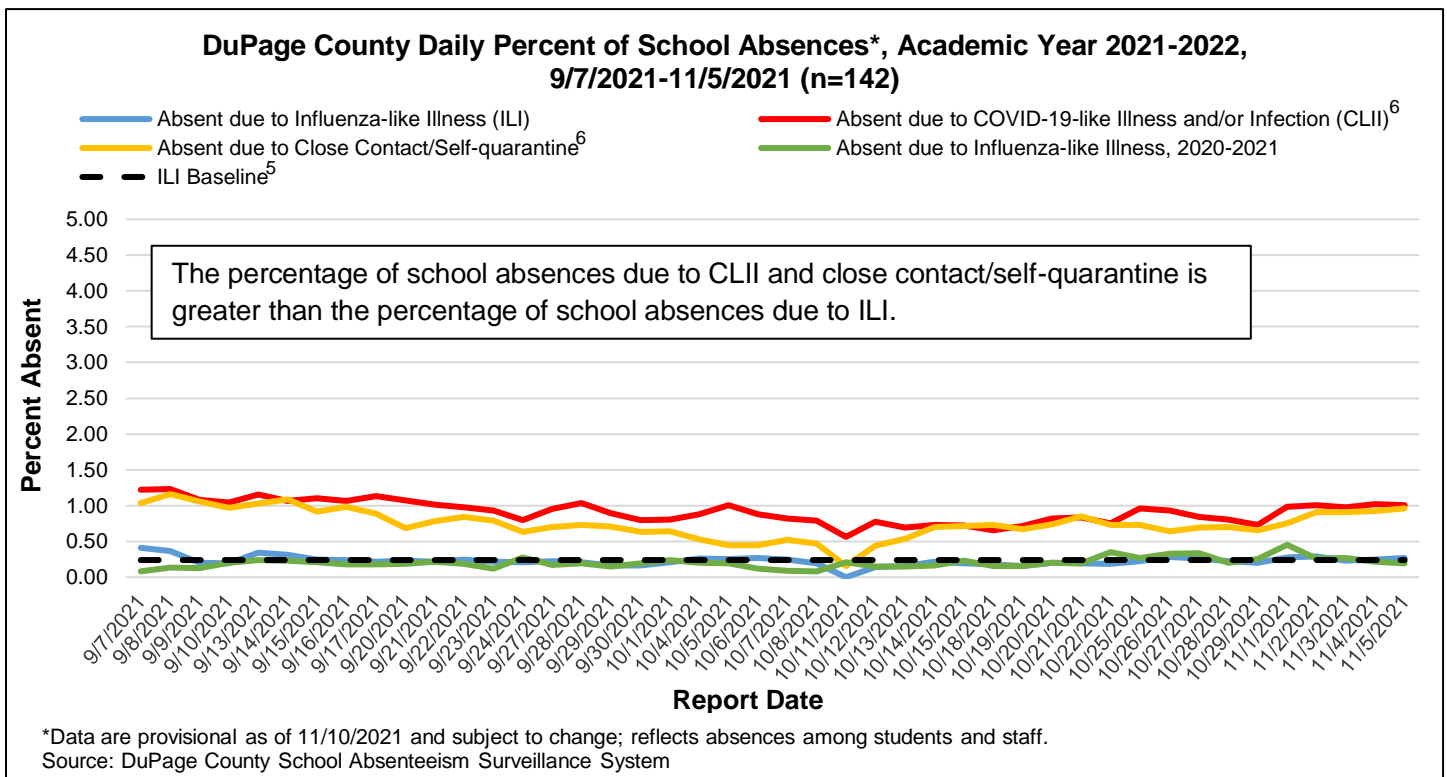
## School Absenteeism

DuPage County Health Department received absenteeism reports from **120 schools (30.6% of 392 public and private schools)** with in-person attendance by students or staff during **Week 44**.

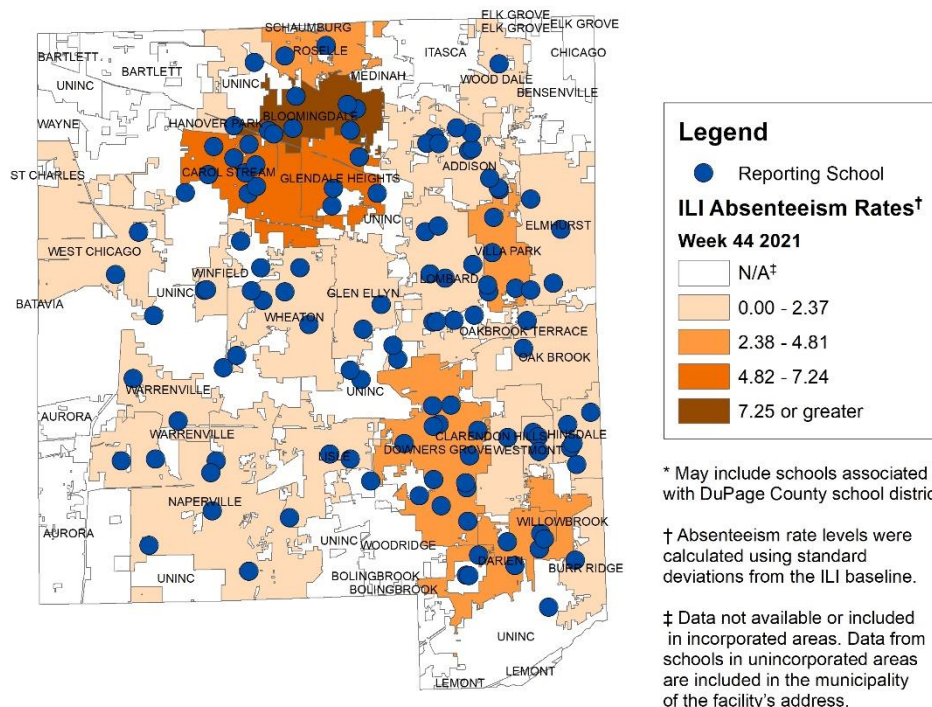
Data are collected on absences due to influenza-like illness (ILI), COVID-19-like illness and/or infection (CLII), close contact/self-quarantine, other (non-illness/non-quarantine), unknown reasons, in-school presentation of illness, and total illness among students and staff.

For **Week 44**, the overall **school absenteeism rate** due to:

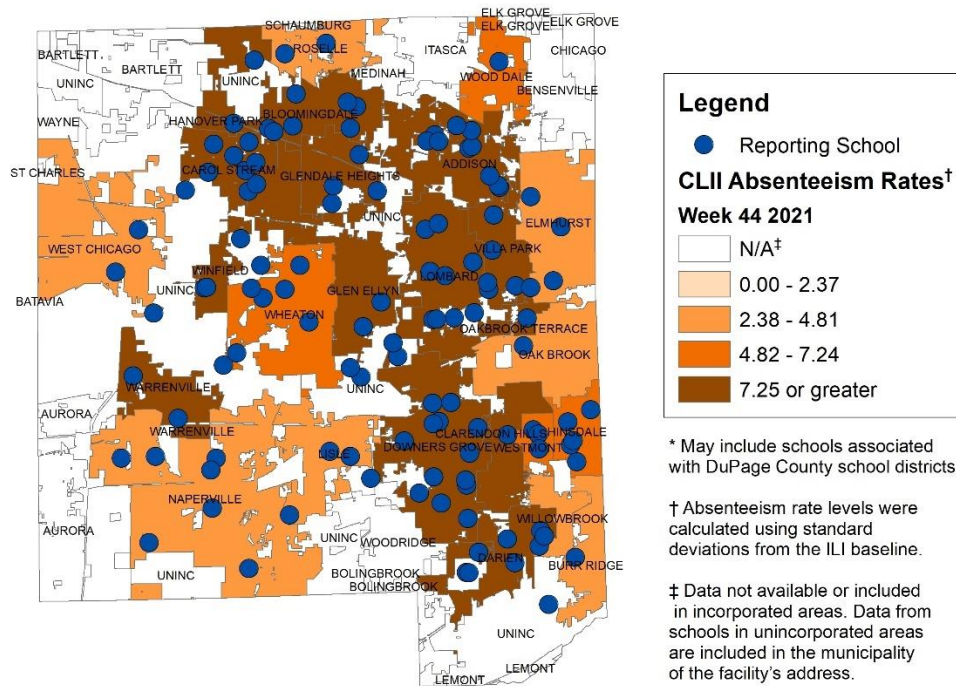
- **ILI** was **2.62 per 1,000 students and staff** (ILI baseline: 2.37 per 1,000 students)
- **CLII** was **9.98 per 1,000 students and staff** (ILI baseline: 2.37 per 1,000 students)

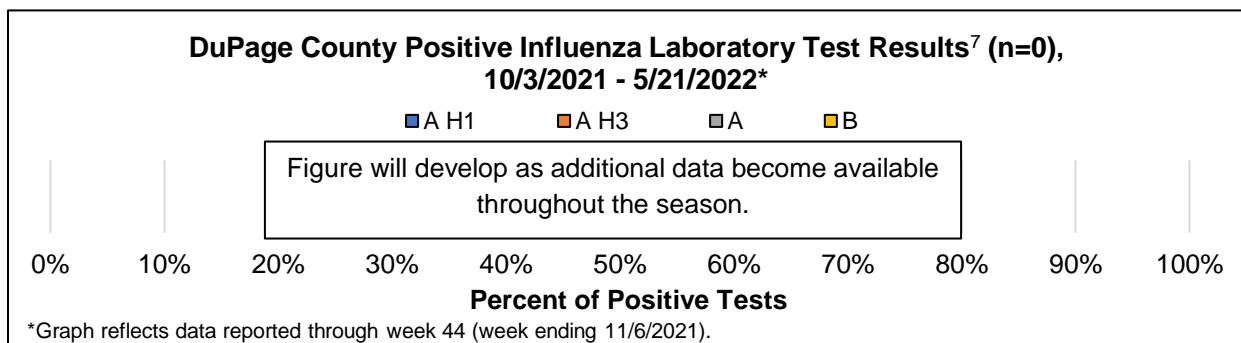
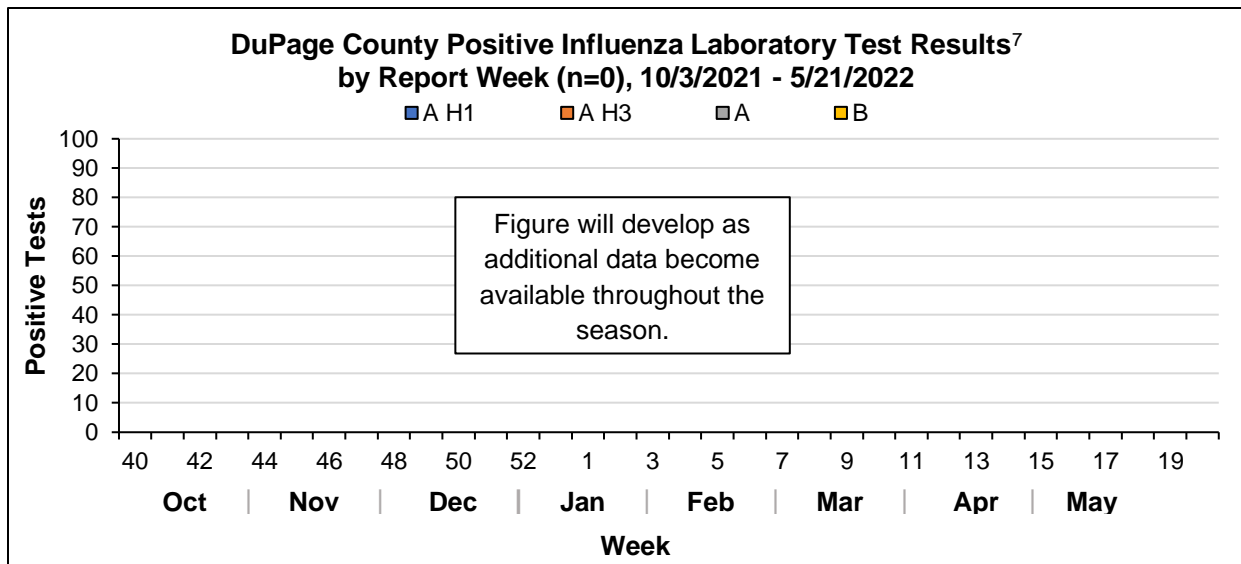


**DuPage County\* Influenza-like Illness (ILI)  
Absenteeism Rates per 1,000 Students and Staff by School Municipality  
Week 44: 11/1/2021 - 11/5/2021**



**DuPage County\* COVID-19-like Illness and/or Infection (CLII)  
Absenteeism Rates per 1,000 Students and Staff by School Municipality  
Week 44: 11/1/2021 - 11/5/2021**





<sup>1</sup> DuPage County Health Department (DCHD) tracks seasonal influenza using influenza-like illness (ILI) surveillance reports. Pediatric, family medicine, and university outpatient clinics in DuPage County report the number of visits for ILI using the Centers for Disease Control and Prevention's (CDC) Influenza Sentinel Provider Surveillance System methodology. Hospital Emergency Room (ER) chief complaints are tracked automatically through Electronic Surveillance System for the Early Notification of Community-based Epidemics (ESSENCE). Over-the-counter medication sales are tracked through Real-time Outbreak and Disease Surveillance (RODS). All data are provisional and may change as more reports are received.

<sup>2</sup> ILI (CDC) = fever  $\geq 100^{\circ}\text{F}$  and cough and/or sore throat, in the absence of a KNOWN cause other than influenza

<sup>3</sup> ILI activity defined as: low – minimal or no ILI activity, moderate – increased ILI activity, high – elevated ILI activity.

<sup>4</sup> ILI (ESSENCE) defined using the ER chief complaint syndrome definition set by the National Syndromic Surveillance Program.

<sup>5</sup> Baseline calculated using 2016-17, 2017-18, 2018-19 influenza seasons' surveillance data (CDC weeks 40 – 20) for non-influenza weeks. A non-influenza week is defined as periods of two or more consecutive weeks in which each week accounted for less than 2% of the season's total ICU hospitalizations.

<sup>6</sup> COVID-19-like-illness and/or infection (CLII) should include student and staff members who are absent due to 1) any of these [symptoms](#) that are not caused by another condition and/or 2) a positive COVID-19 viral test in the past 10 days, with or without symptoms. COVID-19 close contacts are defined by Centers for Disease Control and Prevention (CDC) [here](#).

<sup>7</sup> Laboratory data include results received for non-reportable cases and reports of outpatient tests performed in clinics using rapid tests and PCR tests.

DuPage County Weekly Influenza Surveillance Reports are also available online at: [www.dupagehealth.org/Archive.aspx?AMID=39](http://www.dupagehealth.org/Archive.aspx?AMID=39).

Additional data are available on the DuPage County COVID-19 Dashboard at: <https://www.dupagehealth.org/COVID19data> and CDC's COVID Data Tracker at <https://covid.cdc.gov/covid-data-tracker/#county-view>.

DCHD thanks all of our surveillance partners for their help in collecting this information.

#### **Additional Influenza Surveillance Resources**

Illinois Department of Public Health: <http://dph.illinois.gov/topics-services/diseases-and-conditions/influenza/influenza-surveillance>

Centers for Disease Control and Prevention (CDC): [www.cdc.gov/flu/weekly/fluactivitysurv.htm](http://www.cdc.gov/flu/weekly/fluactivitysurv.htm)

For additional information, please contact the DuPage County Health Department Communicable Disease & Epidemiology Program at 630-221-7553 or [emily.murskyj@dupagehealth.org](mailto:emily.murskyj@dupagehealth.org).