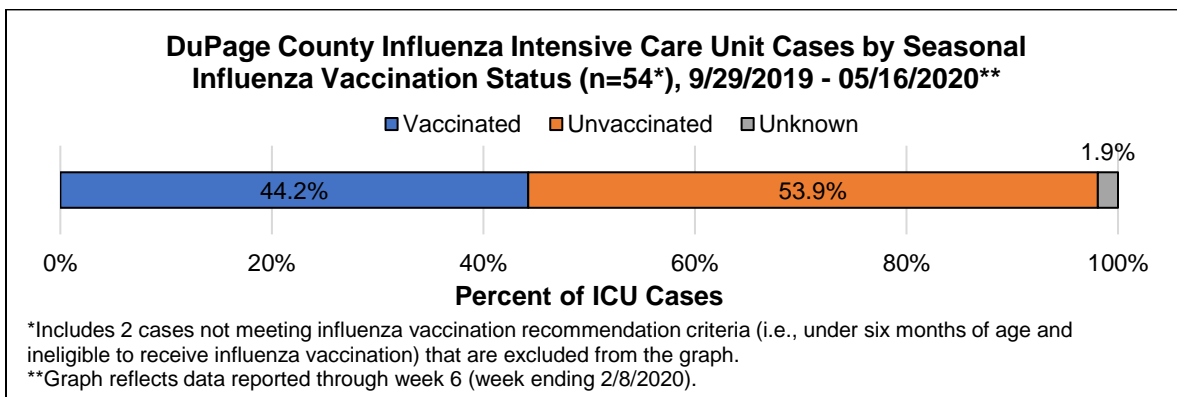
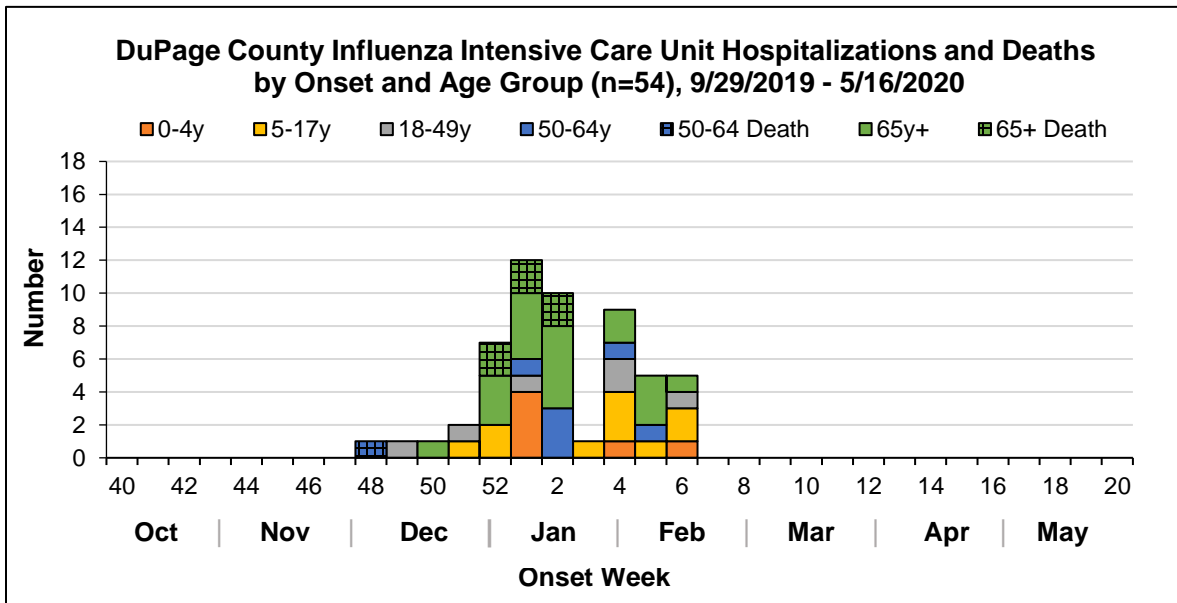
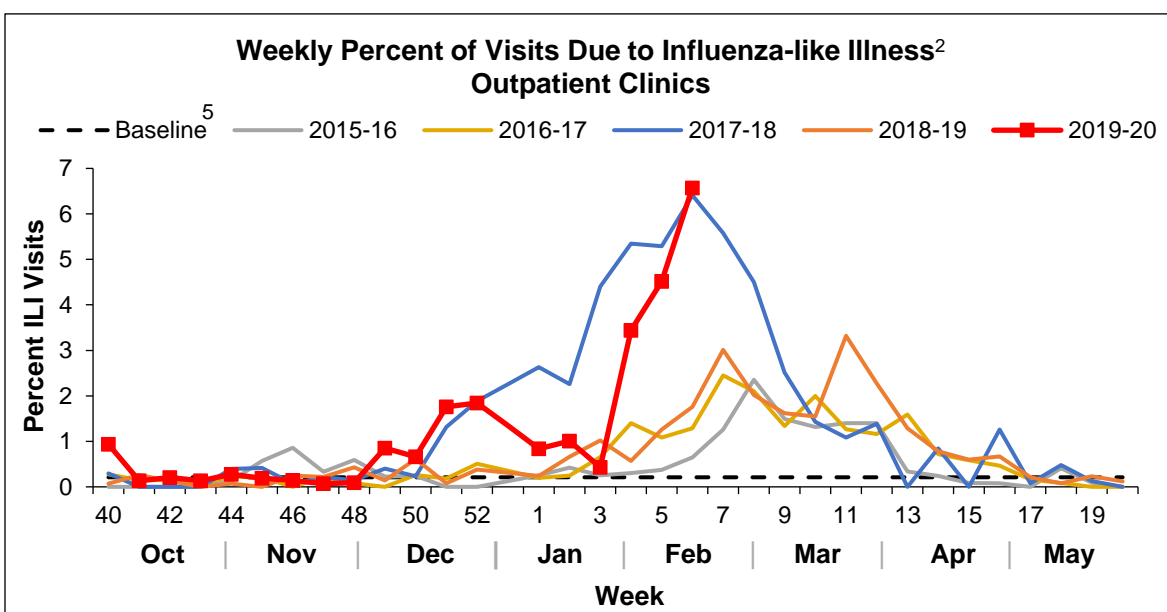
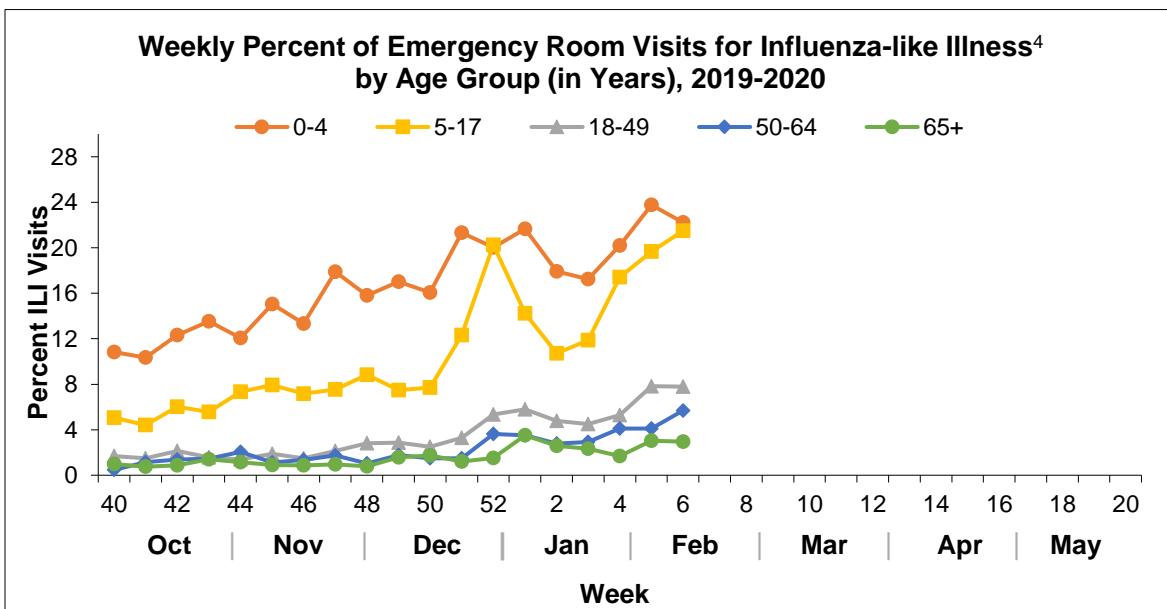
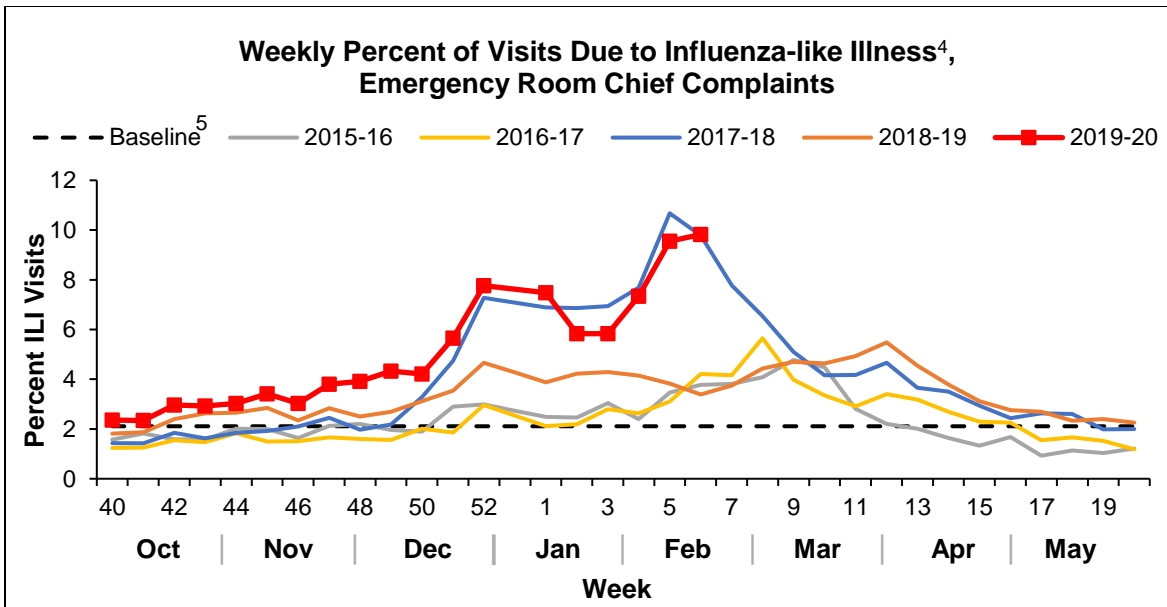


**DuPage County Weekly Influenza Surveillance Report¹
Week 6: 02/02/2020-02/08/2020**

Influenza Summary for Week 6

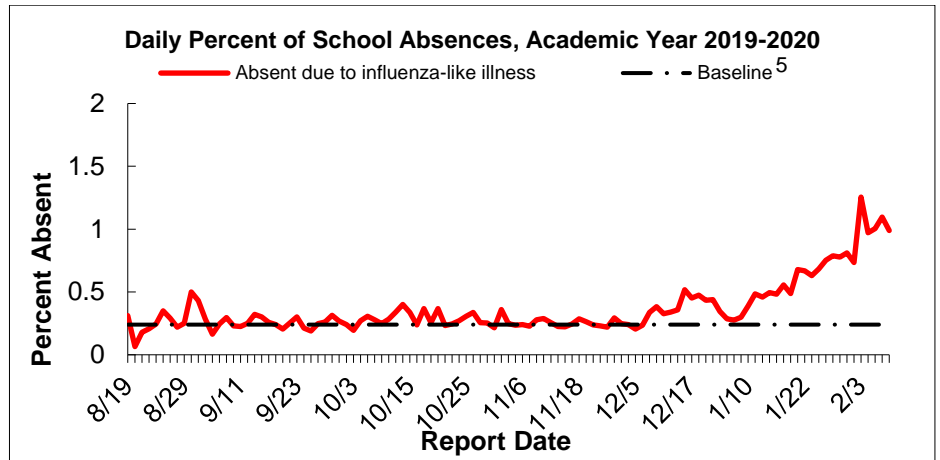
- Based on surveillance system indicators, **influenza-like illness (ILI)²** activity in DuPage County is currently estimated to be **high**.³
- **Ten influenza-associated intensive care unit (ICU) admissions** were reported (2019-2020 influenza season provisional total: 54 cases, including 7 deaths).
- **No influenza-associated pediatric deaths** were reported.
- **No influenza A, novel virus cases** were reported.
- **Three influenza outbreaks** were reported in long-term care facilities (LTCF) (2019-2020 influenza season provisional total: 14 outbreaks).
- **Five clusters of increased ILI absenteeism** were reported in schools (2019-2020 influenza season provisional total: 21 clusters).
- **There were no increases in over-the-counter medication sales** for ILI-related conditions this week.
- **One hospital was on bypass** this week due to insufficient capacity.
- Illinois Department of Public Health (IDPH) reports **widespread activity** for influenza across the state. Widespread activity is defined as increased ILI and/or institutional outbreaks (ILI or laboratory-confirmed) in at least half of the regions and recent (within the past 3 weeks) laboratory-confirmed influenza in the state.



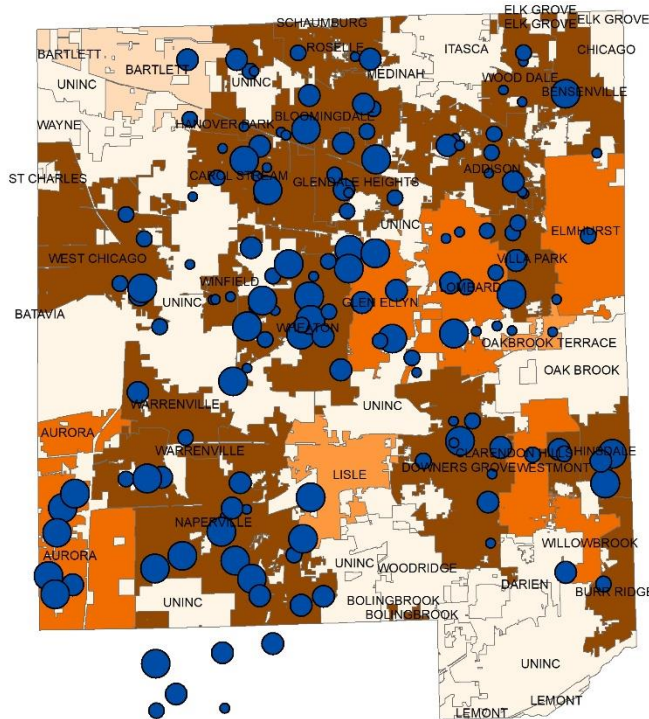


Student Absenteeism

DuPage County Health Department received absenteeism reports from **152 schools** during **Week 6**. Data are collected on influenza-like illness (ILI) absences, in school presentation, and total absences for staff and students. For **Week 6**, the overall student absenteeism rate due to ILI was **10.6 per 1,000 students** (Baseline: 2.37 per 1,000 students). **Five clusters** of increased ILI absenteeism were reported in schools.



DuPage County Influenza-like Illness Absenteeism Rates per 1,000 Students by Municipality Week 6: 02/03/2020 - 02/07/2020



Legend

Reporting Schools Students Enrolled

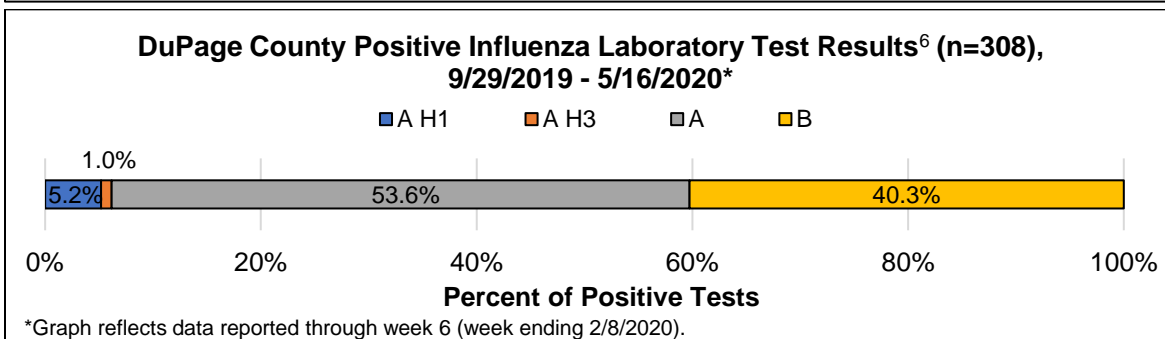
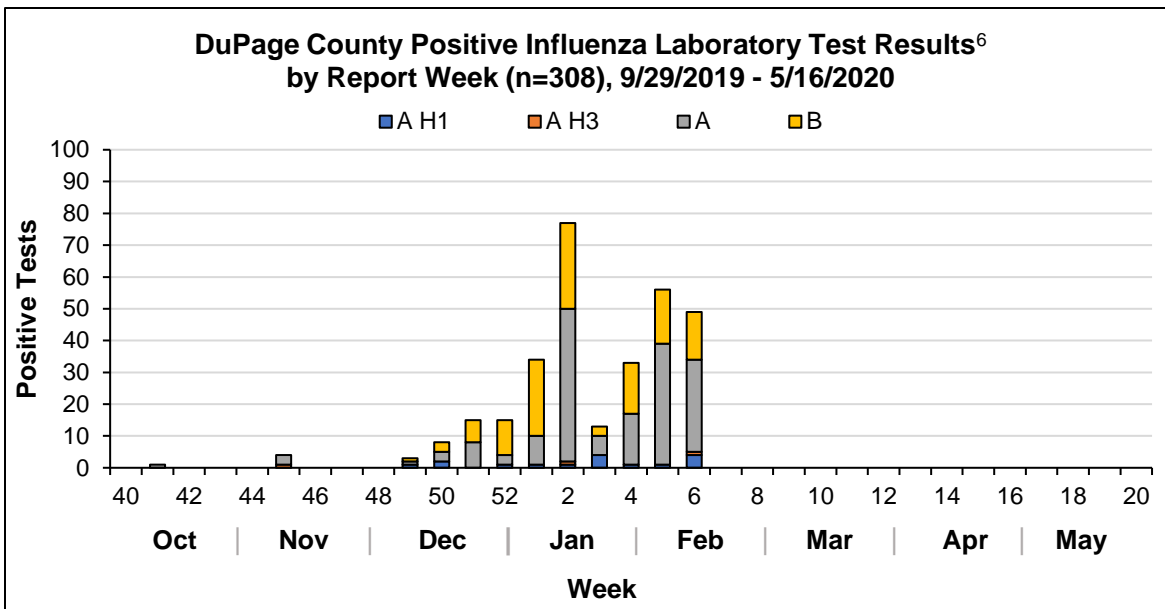
- 1 - 328
- 329 - 456
- 457 - 624
- 625 or greater

ILI Absenteeism Rates[†] Week 6 2020

- N/A[‡]
- 0.00 - 2.37
- 2.38 - 4.81
- 4.82 - 7.24
- 7.25 or greater

[†] Absenteeism rate levels were calculated using standard deviations from the baseline.

[‡] Data not available or included in incorporated areas. Data from schools in unincorporated areas are included in the municipality of the facility's address.



¹ DuPage County Health Department (DCHD) tracks seasonal influenza using influenza-like illness (ILI) surveillance reports. Pediatric, family medicine, and university outpatient clinics in DuPage County report the number of visits for ILI using the Centers for Disease Control and Prevention’s (CDC) Influenza Sentinel Provider Surveillance System methodology. Hospital Emergency Room (ER) chief complaints are tracked automatically through Electronic Surveillance System for the Early Notification of Community-based Epidemics (ESSENCE). Over-the-counter medication sales are tracked through Real-time Outbreak and Disease Surveillance (RODS). All data are provisional and may change as more reports are received. DCHD thanks all of our surveillance partners for their help in collecting this information.

² ILI (CDC) = fever $\geq 100^{\circ}\text{F}$ and cough and/or sore throat, in the absence of a KNOWN cause other than influenza

³ ILI activity defined as: low – minimal or no ILI activity, moderate – increased ILI activity, high – elevated ILI activity.

⁴ ILI (ESSENCE) defined using the ER chief complaint syndrome definition set by the National Syndromic Surveillance Program.

⁵ Baseline calculated using 2016-17, 2017-18, 2018-19 influenza seasons’ surveillance data (CDC weeks 40 – 20) for non-influenza weeks. A non-influenza week is defined as periods of two or more consecutive weeks in which each week accounted for less than 2% of the season’s total ICU hospitalizations.

⁶ Laboratory data include results received for reportable and non-reportable cases and reports of outpatient tests performed in clinics using rapid tests and PCR tests.

DuPage County Weekly Influenza Surveillance Reports are also available online at: www.dupagehealth.org/Archive.aspx?AMID=39.

Additional Influenza Surveillance Resources

Illinois Department of Public Health: <http://dph.illinois.gov/topics-services/diseases-and-conditions/influenza/influenza-surveillance>

Centers for Disease Control and Prevention (CDC): www.cdc.gov/flu/weekly/fluactivitysurv.htm

For additional information, please contact the DuPage County Health Department Communicable Disease & Epidemiology Program at 630-221-7553 or emily.murskyj@dupagehealth.org.