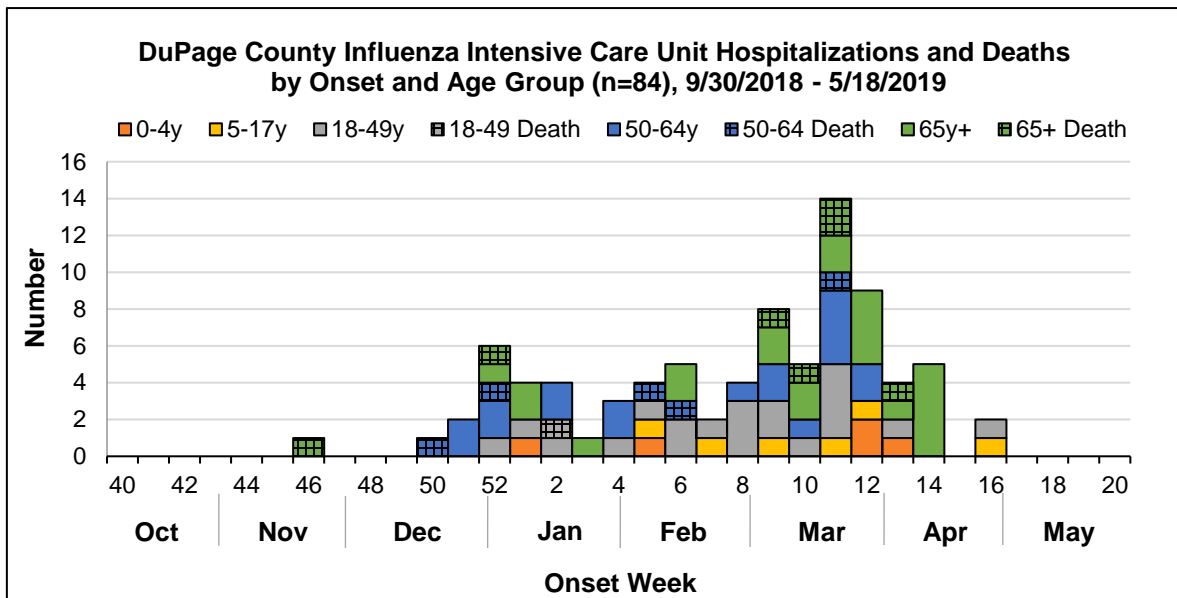


DuPage County Weekly Influenza Surveillance Report*
Week 16: 04/14/2019-04/20/2019

Influenza Summary for Week 16

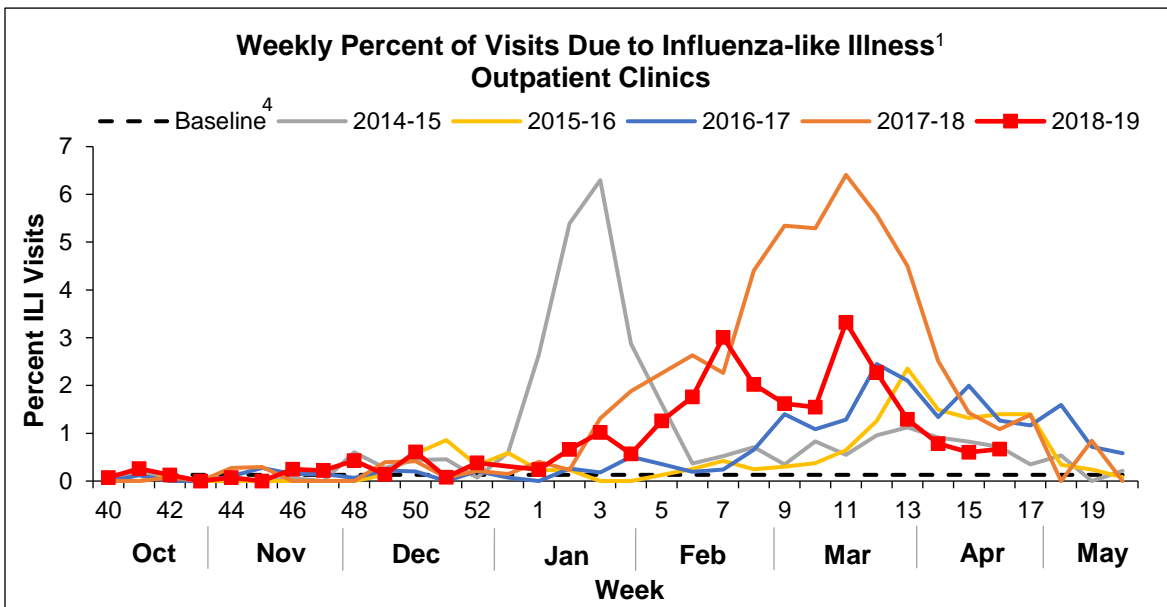
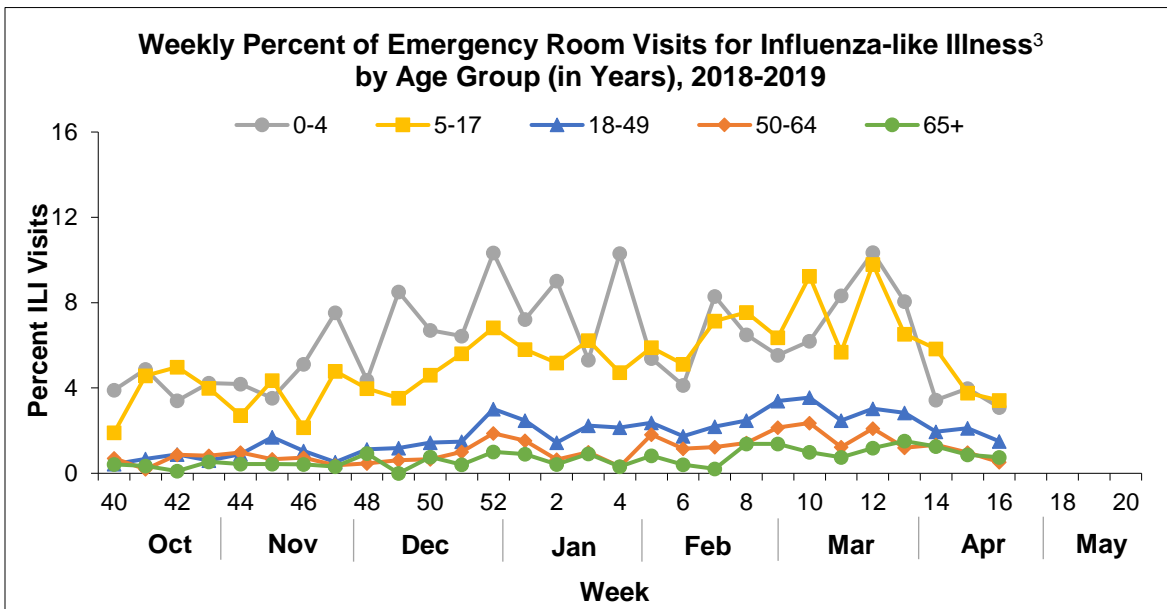
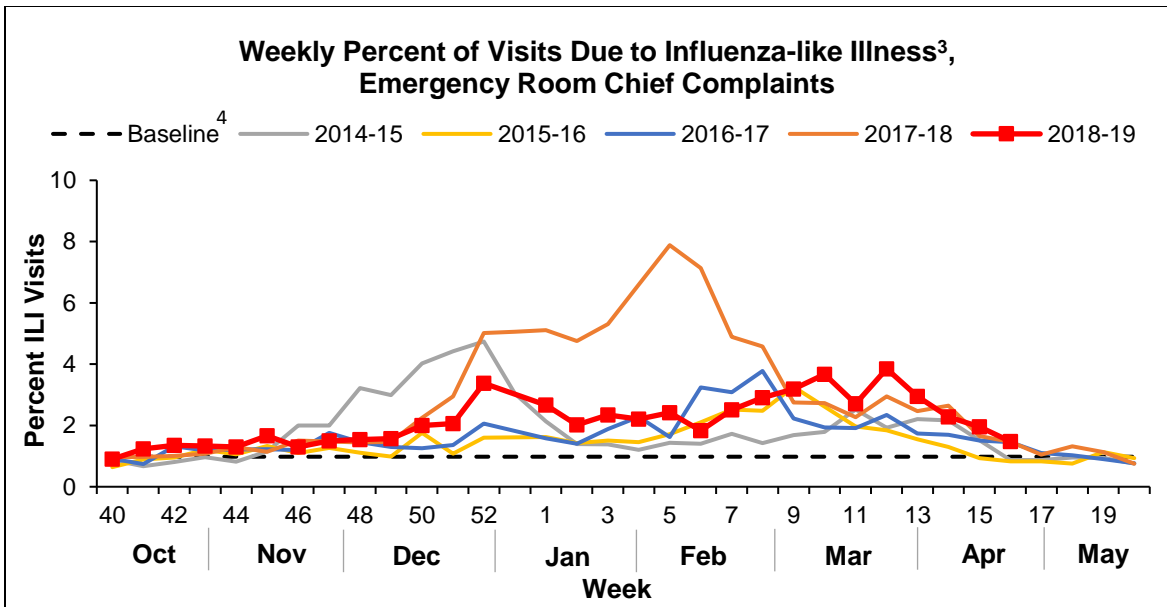
- Based on surveillance system indicators, **influenza-like illness (ILI)**¹ activity in DuPage County is currently estimated to be **moderate**.**
- **Two influenza-associated intensive care unit (ICU) admissions** were reported (2018-2019 influenza season provisional total: 84 cases).
- **No influenza-associated pediatric deaths** were reported (2018-2019 influenza season provisional total: 1 case).
- **No influenza A, novel virus cases** were reported.
- **No influenza outbreaks** were reported in long-term care facilities (LTCF) (2018-2019 influenza season provisional total: 18 outbreaks).
- **One cluster of increased ILI absenteeism** was reported in a school (2018-2019 influenza season provisional total: 12 clusters).
- **There were increases in over-the-counter medication sales** for ILI-related conditions this week that showed spatial clustering.
- **No hospitals were on bypass** this week due to insufficient capacity.
- Illinois Department of Public Health (IDPH) reports **local activity** for influenza across the state. Local activity is defined as recent (within the past 3 weeks) laboratory evidence of influenza in a region with increased ILI or recent laboratory evidence of influenza in a region with outbreaks; virus activity is no greater than sporadic in other regions.

| Week | Influenza-Related ICU Admissions (Report Date) ² | | ILI (%) ER Visits ³ | ILI (%) Clinic Visits ¹ | Influenza-Related LTCF Outbreaks (Report Date) ² | | Illinois Influenza Activity Status |
|------|---|-------|--------------------------------|------------------------------------|---|-------|------------------------------------|
| | Current Week | Total | | | Current Week | Total | |
| 16 | 2 | 84 | 1.48 | 0.67 | 0 | 18 | Local |



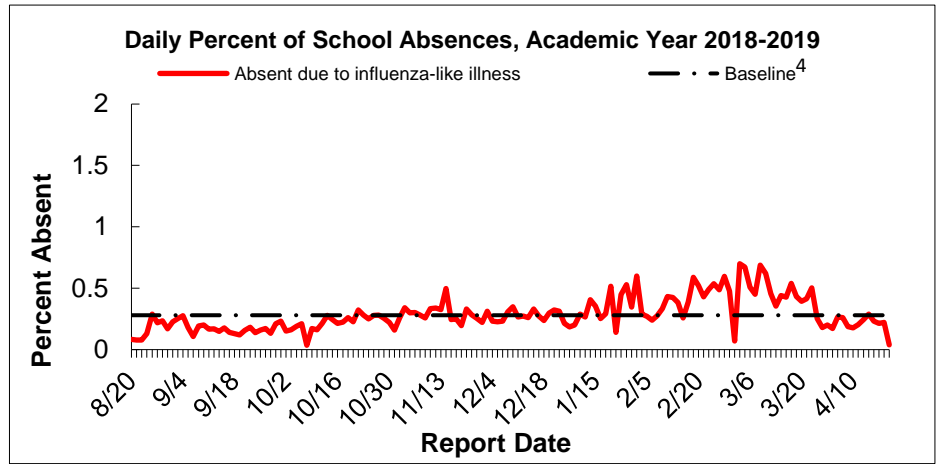
* DuPage County Health Department (DCHD) tracks seasonal influenza using influenza-like illness (ILI) surveillance reports. Pediatric, family medicine, and university outpatient clinics in DuPage report the number of visits for ILI using the Centers for Disease Control and Prevention's (CDC) Influenza Sentinel Provider Surveillance System methodology. Hospital Emergency Room (ER) chief complaints are tracked automatically through Electronic Surveillance System for the Early Notification of Community-based Epidemics (ESSENCE). All data are provisional and may change as more reports are received. DCHD thanks all our surveillance partners for their help in collecting this information.

** ILI activity defined as: low – minimal or no ILI activity detected, moderate – increased ILI activity, high – peak ILI activity.

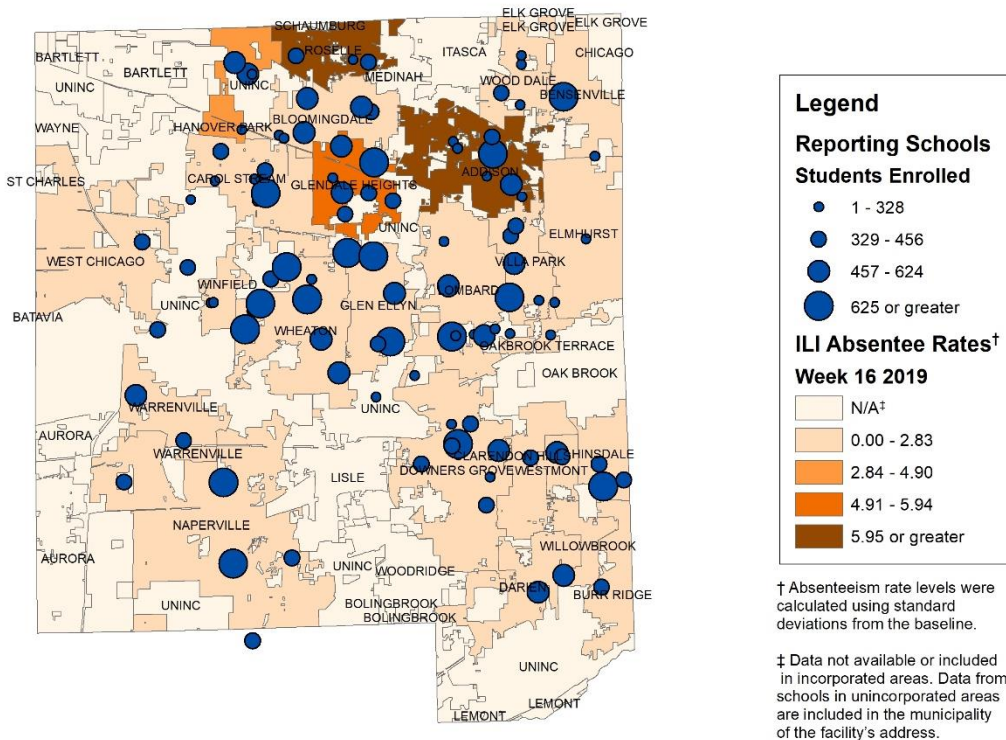


Student Absenteeism

DuPage County Health Department received absenteeism reports from **102 schools** in our jurisdiction during **Week 16**. Data are collected on influenza-like illness (ILI) absences, in school presentation, and total absences for staff and students. For **Week 16**, the overall student absenteeism rate due to ILI was **2.35 per 1,000 students** (Baseline: 2.83 per 1,000 students). **One cluster** of increased ILI absenteeism was reported in a school.



DuPage County Influenza-like Illness Absentee Rates per 1,000 Students by Municipality Week 16: 04/15/19 - 04/19/19



| Positive Influenza Laboratory Test Results⁵, 2018-2019 | |
|--|------------------------|
| Week 16 | |
| Type | Number Positive |
| A (H1) | 0 |
| A (H3) | 0 |
| A (unspecified) | 5 |
| B | 1 |

¹ ILI (CDC) = fever $\geq 100^{\circ}\text{F}$ and cough and/or sore throat, in the absence of a KNOWN cause other than influenza

² Provisional total reported since 2018 week 40. Report Date is the first date that DuPage County Health Department staff were notified and began investigating the case or cluster.

³ ILI (ESSENCE) = chief complaint in ER of “fever and cough” or “fever and sore throat” or complaint of “flu” or “influenza”

⁴ Baseline calculated from using 2010-2013 influenza seasons’ surveillance data (CDC weeks 40 – 20) after removing peak ILI activity data initiated by three consecutive weeks of increased ILI activity data.

⁵ Lab data include results received for non-reportable cases and reports of outpatient tests performed in clinics using rapid tests and PCR tests.

DuPage County Weekly Influenza Surveillance Reports are also available online at:
www.dupagehealth.org/data.

Additional Influenza Surveillance Resources

Illinois Department of Public Health: www.dph.illinois.gov/topics-services/diseases-and-conditions/influenza/surveillance

Centers for Disease Control and Prevention (CDC): www.cdc.gov/flu/weekly/fluactivitysurv.htm

For additional information contact the DuPage County Health Department Communicable Disease & Epidemiology Program at 630-221-7553 or emily.murskyj@dupagehealth.org.