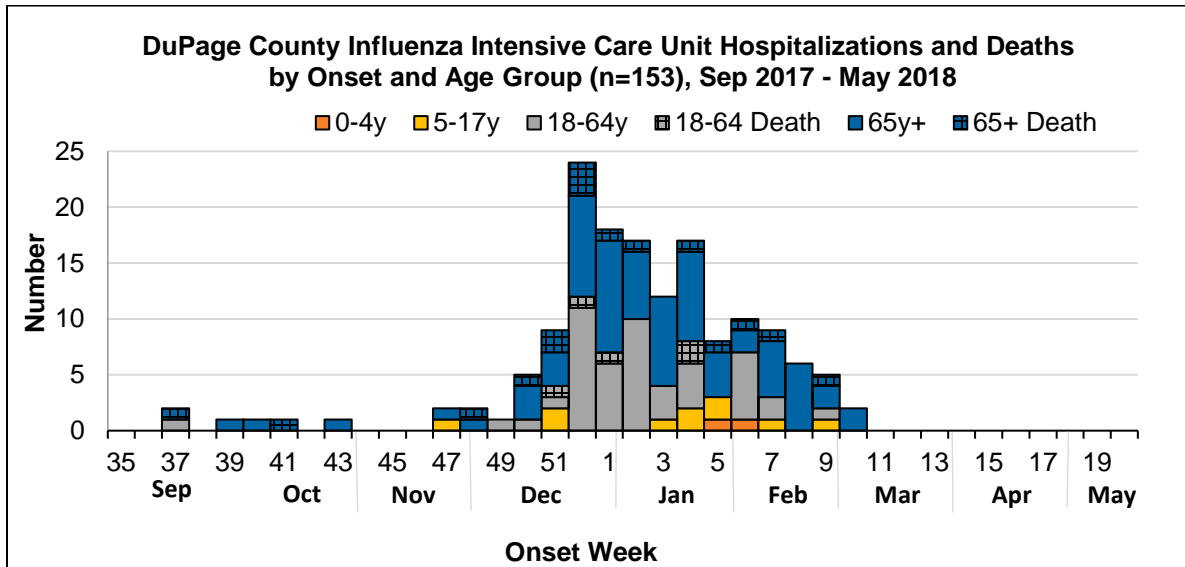


DuPage County Weekly Influenza Surveillance Report* Week 11: 03/11/2018-03/17/2018

Influenza Summary for Week 11

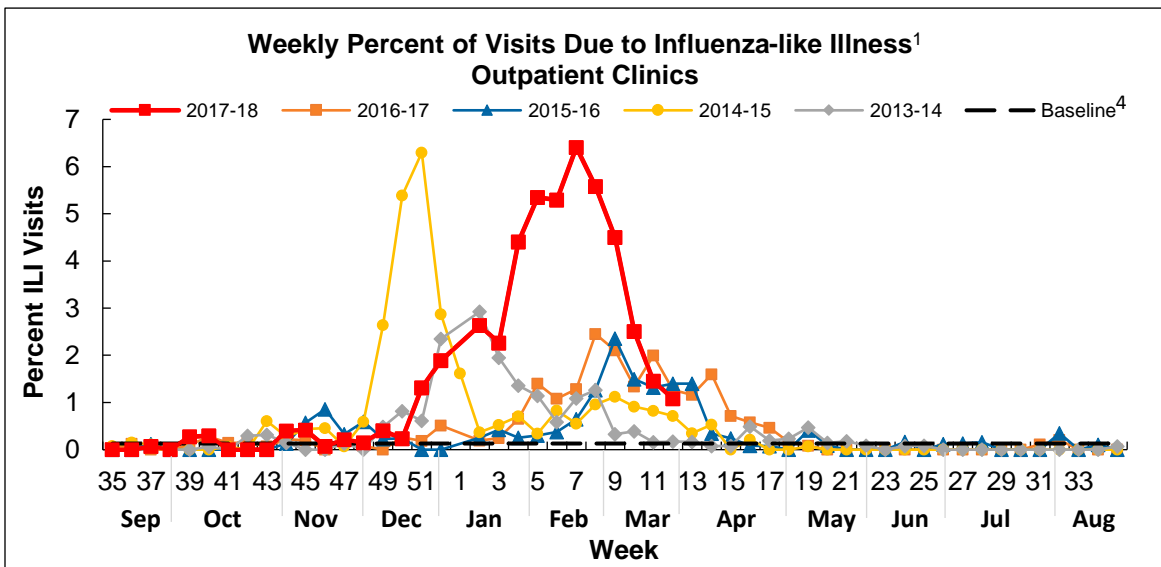
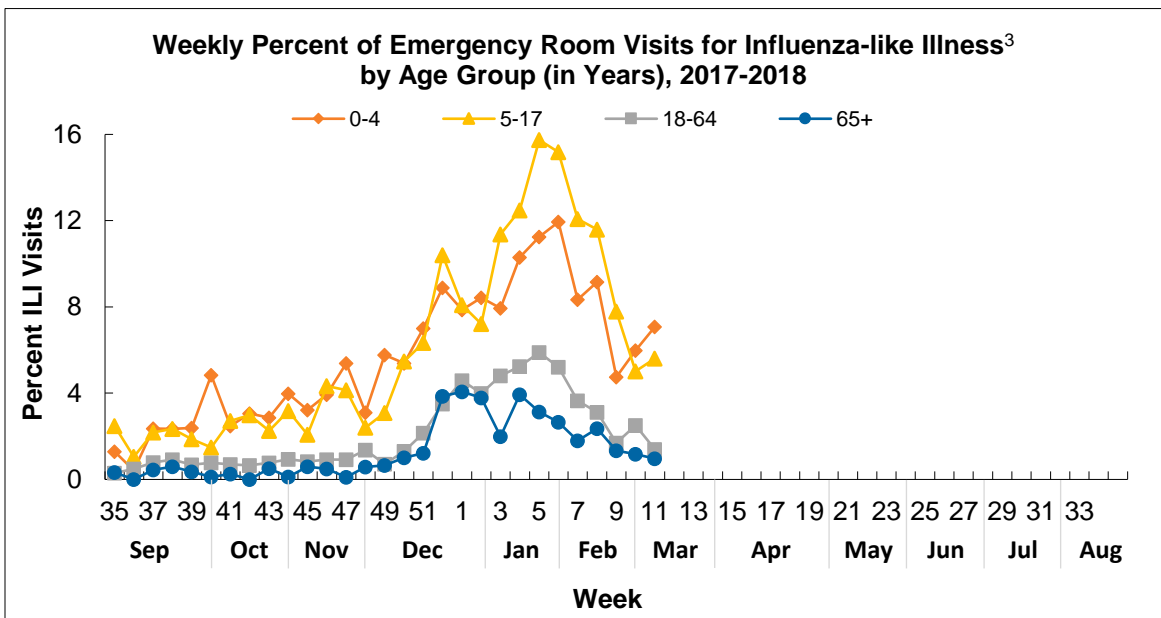
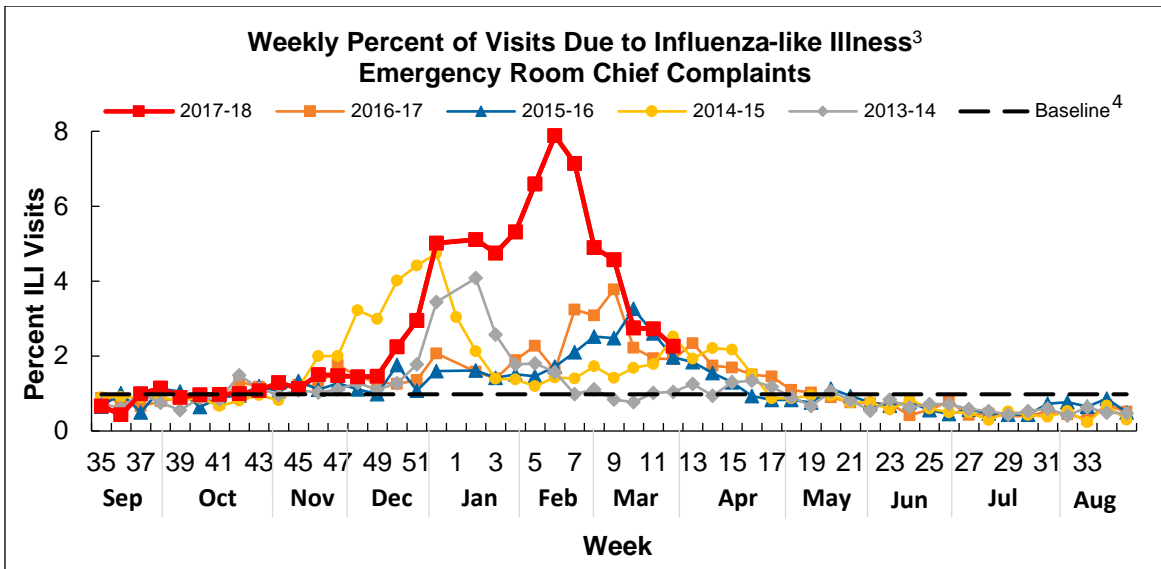
- Based on surveillance system indicators, **influenza-like illness (ILI)**¹ activity in DuPage County is currently estimated to be **moderate**.**
- **Three influenza-associated intensive care unit (ICU) admissions** were reported (2017-2018 influenza season provisional total: 153 cases).
- **No influenza-associated pediatric deaths** were reported.
- **No influenza A, novel virus cases** were reported.
- **One influenza outbreak** was reported in a long-term care facility (LTCF) (2017-2018 influenza season provisional total: 31 outbreaks).
- **No clusters of increased ILI absenteeism** were reported in schools (2017-2018 influenza season provisional total: 29 clusters).
- **There were no increases in over-the-counter medication sales** for ILI-related conditions this week.
- **No hospitals were on bypass** this week due to insufficient capacity.
- Illinois Department of Public Health (IDPH) reports **regional activity** for influenza across the state. Regional activity is defined as increased ILI in more than 2, but less than half, of the regions and recent (within the past 3 weeks) lab-confirmed influenza in the affected regions; or institutional outbreaks (ILI or lab-confirmed) in more than 2, but less than half, of the regions and recent lab-confirmed influenza in the affected regions.

Week	Influenza-Related ICU Admissions (Report Date) ²		ILI (%) ER Visits ³	ILI (%) Clinic Visits ¹	Influenza-Related LTCF Clusters (Report Date) ²		Illinois Influenza Activity Status
	Current Week	Total			Current Week	Total	
11	3	153	2.27	1.08	1	31	Regional



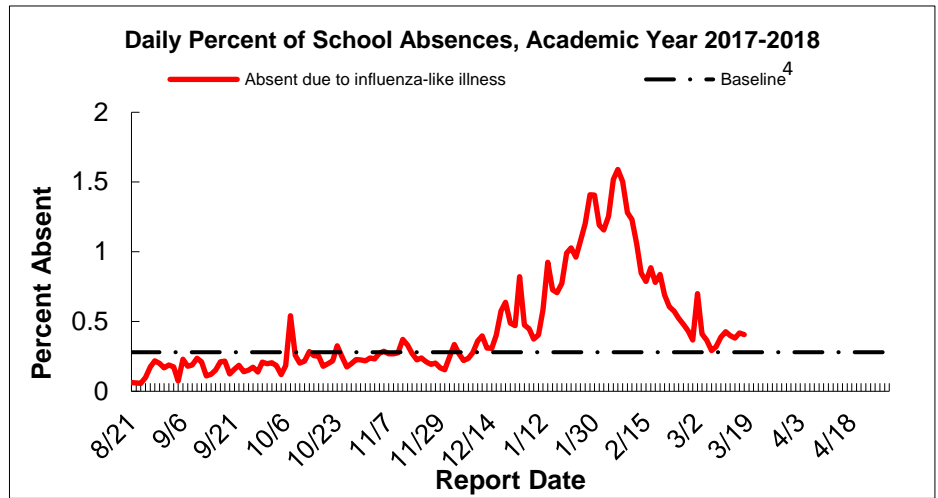
* DuPage County Health Department (DCHD) tracks seasonal influenza using influenza-like illness (ILI) surveillance reports. Pediatric, family medicine, and university outpatient clinics in DuPage report the number of visits for ILI using the Centers for Disease Control and Prevention's (CDC) Influenza Sentinel Provider Surveillance System methodology. Hospital Emergency Room (ER) chief complaints are tracked automatically through Electronic Surveillance System for the Early Notification of Community-based Epidemics (ESSENCE). All data are provisional and may change as more reports are received. DCHD thanks all of our surveillance partners for their help in collecting this information.

** ILI activity defined as: low – minimal or no ILI activity detected, moderate – increased ILI activity, high – peak ILI activity.

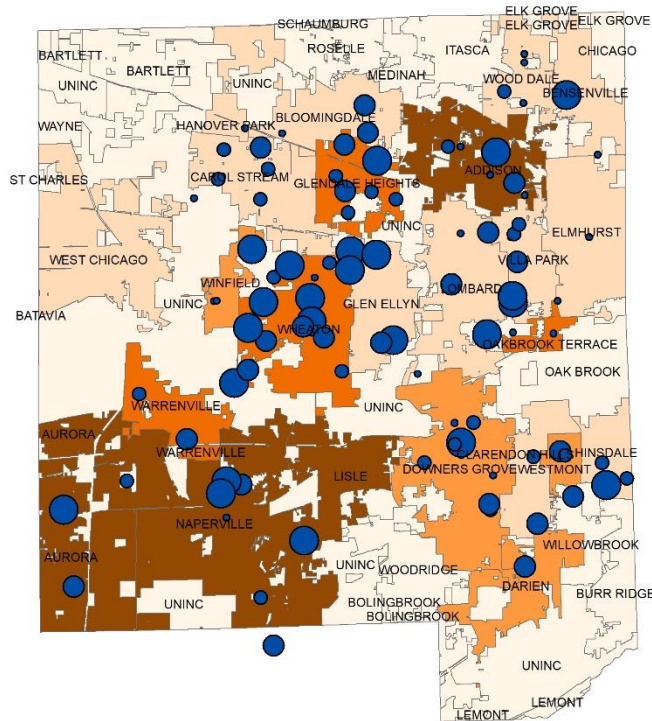


Student Absenteeism

DuPage County Health Department received absenteeism reports from **97 schools** in our jurisdiction during **Week 11**. Data are collected on influenza-like illness (ILI) absences, in school presentation, and total absences for staff and students. For **Week 11**, the overall student absenteeism rate due to ILI was **4.06 per 1,000 students** (Baseline: 2.83 per 1,000 students). **No clusters** of increased ILI absenteeism were reported in schools.



DuPage County Influenza-like Illness Absentee Rates per 1,000 Students by Municipality Week 11: 3/12/18 - 3/16/18



Legend

Reporting Schools Students Enrolled

- 1 - 328
- 329 - 456
- 457 - 624
- 625 or greater

ILI Absentee Rates[†] Week 11 2018

- N/A[‡]
- 0.00 - 2.83
- 2.84 - 4.26
- 4.27 - 5.94
- 5.95 or greater

[†] Absenteeism rate levels were calculated using standard deviations from the baseline.

[‡] Data not available or included in incorporated areas. Data from schools in unincorporated areas are included in the municipality of the facility's address.

Positive Influenza Laboratory Test Results ⁵ , 2017-2018 Week 11	
Type	Number Positive
A (H1)	0
A (H3)	1
A (unspecified)	0
B	2

¹ ILI (CDC) = fever $\geq 100^{\circ}\text{F}$ and cough and/or sore throat, in the absence of a KNOWN cause other than influenza

² Provisional total reported since 2017 week 35. Report Date is the first date that DuPage County Health Department staff were notified and began investigating the case or cluster.

³ ILI (ESSENCE) = chief complaint in ER of “fever and cough” or “fever and sore throat” or complaint of “flu” or “influenza”

⁴ Baseline calculated from using 2010-2013 influenza seasons’ surveillance data (CDC weeks 40 – 20) after removing peak ILI activity data initiated by three consecutive weeks of increased ILI activity data.

⁵ Lab data include results received for non-reportable cases and reports of outpatient tests performed in clinics using rapid tests and PCR tests.

DuPage County Weekly Influenza Surveillance Reports are also available online at:
www.dupagehealth.org/data.

Additional Influenza Surveillance Resources

Illinois Department of Public Health: www.dph.illinois.gov/topics-services/diseases-and-conditions/influenza/surveillance

Centers for Disease Control and Prevention (CDC): www.cdc.gov/flu/weekly/fluactivitysurv.htm

For additional information contact the DuPage County Health Department Communicable Disease & Epidemiology Program at 630-221-7553 or elizabeth.murphy@dupagehealth.org.