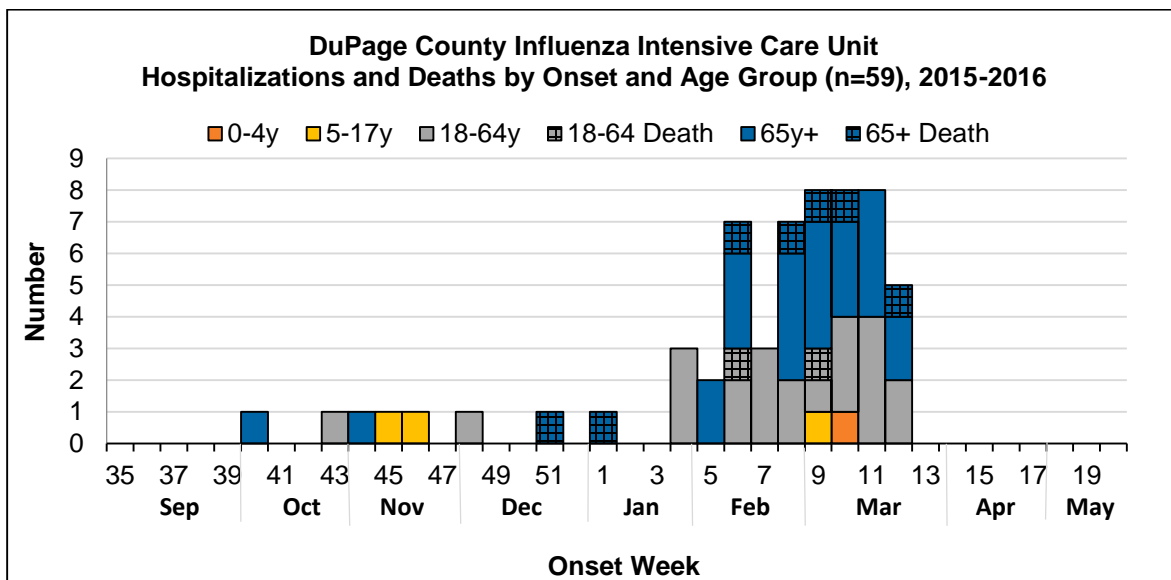


DuPage County Weekly Influenza Surveillance Report*
Week 13: 03/27/2016 – 04/02/2016

Influenza Summary for Week 13

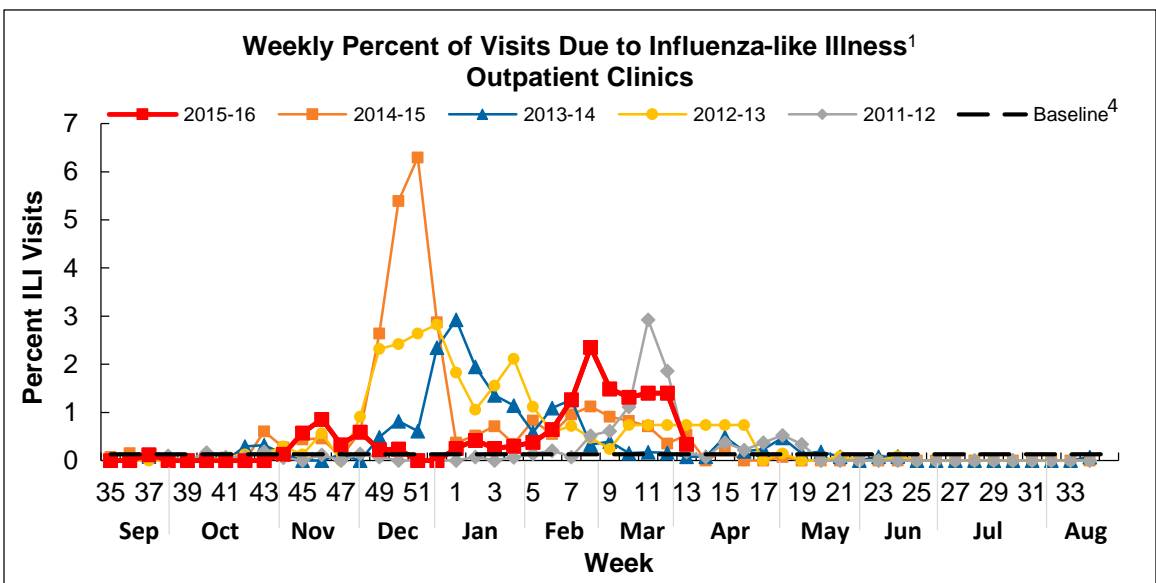
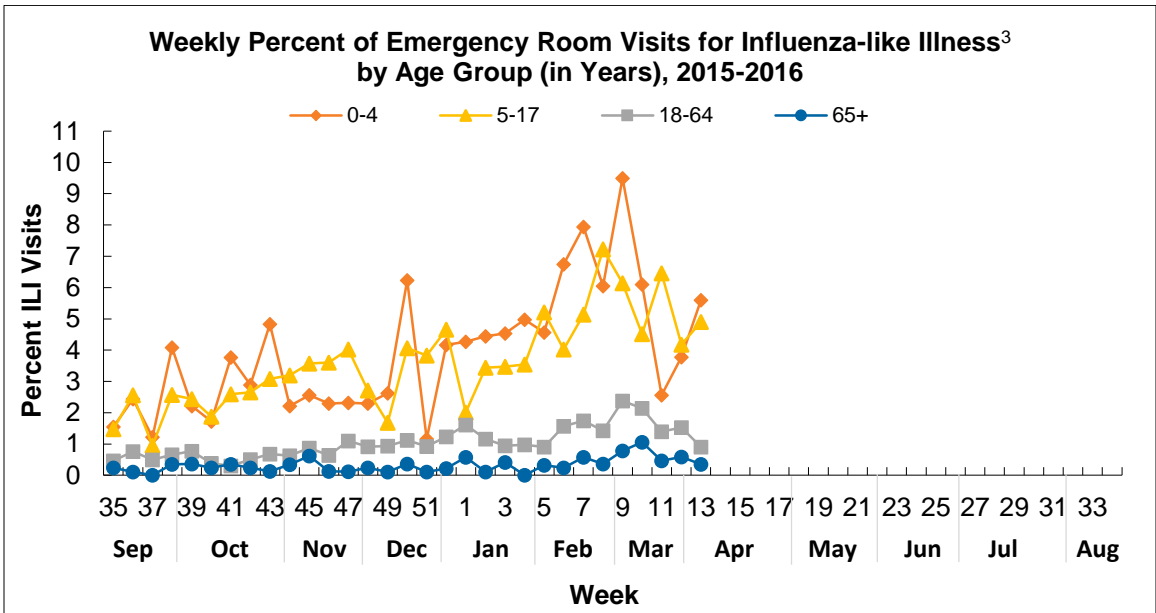
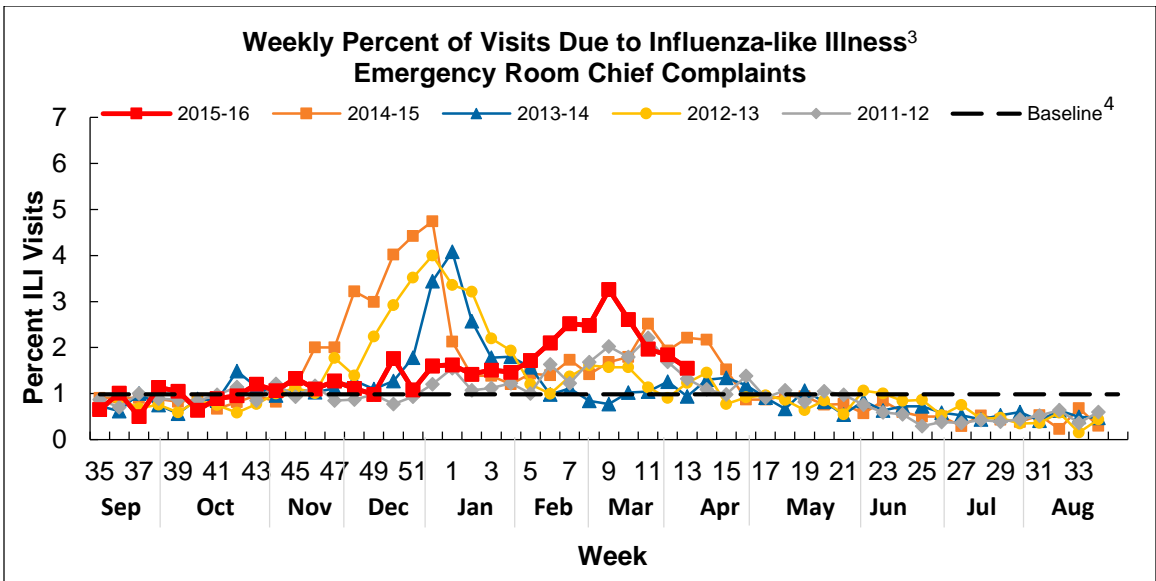
- Based on surveillance system indicators, **influenza-like illness (ILI)¹** activity in DuPage County is currently estimated to be **moderate**.**
- **Three influenza-associated intensive care unit (ICU) admissions** were reported (2015-2016 influenza season provisional total: 59 cases).
- **No influenza-associated pediatric deaths** were reported.
- **No influenza A, novel virus cases** were reported.
- **No influenza outbreaks** were reported in long-term care facilities (LTCF) (2015-2016 influenza season provisional total: 2 outbreaks).
- **Data regarding clusters of increased ILI absenteeism in schools are not available due to Spring Break** (2015-2016 influenza season provisional total: 4 clusters).
- **No hospitals were on bypass** this week due to insufficient capacity.
- Illinois Department of Public Health (IDPH) reports **local activity** for influenza across the state. Local activity is defined as outbreaks of influenza or increases in ILI cases and recent laboratory-confirmed influenza in a single region of the state.

Week	Influenza-Related ICU Admissions (Report Date) ²		ILI (%) ER Visits ³	ILI (%) Clinic Visits ¹	Influenza-Related LTCF Clusters (Report Date) ²		Illinois Influenza Activity Status
	Current Week	Total			Current Week	Total	
13	3	59	1.55	0.34	0	2	Local



* DuPage County Health Department (DCHD) tracks seasonal influenza using influenza-like illness (ILI) surveillance reports. Pediatric, family medicine, and university outpatient clinics in DuPage report the number of visits for ILI using the Centers for Disease Control and Prevention's (CDC) Influenza Sentinel Provider Surveillance System methodology. Hospital Emergency Room chief complaints are tracked automatically through Electronic Surveillance System for the Early Notification of Community-based Epidemics (ESSENCE). All data are provisional and may change as more reports are received. DCHD thanks all of our surveillance partners for their help in collecting this information.

** ILI activity defined as: low – minimal or no ILI activity detected, moderate – increased ILI activity, high – peak ILI activity.



*Student absenteeism data are not available for Week 13 as schools were not in session due to Spring Break.

Positive Influenza Laboratory Test Results⁵, 2015-2016	
Week 13	
Type	Number Positive
A (H1)	0
A (H3)	0
A (unspecified)	1
B	2

¹ ILI (CDC) = fever $\geq 100^{\circ}\text{F}$ and cough and/or sore throat, in the absence of a KNOWN cause other than influenza

² Provisional total reported since 2015 week 40. Report Date is the first date that DuPage County Health Department staff were notified and began investigating the case or cluster.

³ ILI (ESSENCE) = chief complaint in ER of “fever and cough” or “fever and sore throat” or complaint of “flu” or “influenza”

⁴ Baseline calculated from using 2010-2013 influenza seasons’ surveillance data (CDC weeks 40 – 20) after removing peak ILI activity data initiated by three consecutive weeks of increased ILI activity data.

⁵ Lab data include results received for non-reportable cases and reports of outpatient tests performed in clinics using rapid tests and PCR tests.

DuPage County Weekly Influenza Surveillance Reports are also available online at:
www.dupagehealth.org/data.

Additional Influenza Surveillance Resources

Illinois Department of Public Health: www.dph.illinois.gov/topics-services/diseases-and-conditions/influenza/surveillance

Centers for Disease Control and Prevention (CDC): www.cdc.gov/flu/weekly/fluactivitysurv.htm

For additional information contact the DuPage County Health Department Communicable Disease & Epidemiology Program at 630-221-7553 or elizabeth.alleman@dupagehealth.org.