

ANNUAL REPORT

2008



2008 DUPAGE COUNTY BOARD OF HEALTH



Robert J. Schillerstrom
Chairman
DuPage County Board



Linda Kurzawa
President
Board of Health



Dr. Lanny Wilson
Vice President
Board of Health



Scott Cross
Secretary
Board of Health



Dennis Brennan
Board of Health




Dr. Peter Doris
Board of Health



Kyle Gilgis
Board of Health



Gary Grasso
Board of Health



Dolores Kopp
Board of Health



Edward Merkel
Board of Health



Charlie Thurston
Board of Health



Dr. Robert Walz
Board of Health



Maureen McHugh
Executive Director
DuPage County Health Department

Letter to DuPage County residents,

The DuPage County Health Department is committed to protecting the overall health of Everyone, Everywhere, Everyday throughout DuPage County.

Faced with an increased threat of communicable diseases from around the globe, the Health Department has taken a lead role in identifying these diseases through increased monitoring, and protecting residents through vaccination programs.

Over the last five years, DuPage County has experienced significant changes in the demographics of its population, including increases in the number of residents living at or below the federal poverty level. The Health Department has identified, monitored and responded to these shifts and their resulting impact on public health needs of the community through increased services and programs.

The Health Department continues to provide other services that benefit all DuPage County residents, including health education, food safety programs and surveillance of communicable disease, such as West Nile Virus.

This report provides an overview of the public health issues, challenges and needs facing DuPage County residents, as well as the impact the public health services provided by the Health Department has on DuPage County residents. These findings are drawn from epidemiological data collected by the Health Department and the United States Centers for Disease Control, as well as a July 2008 public opinion survey of DuPage County residents.

Given growing public concern about access to and costs of healthcare, we hope you find this information helpful as you meet with local residents and community organizations. Together, we can continue to keep DuPage County residents healthy and protected.

Robert J. Schillerstrom
Chairman
DuPage County Board

Linda Kurzawa
President, Board of Health
DuPage County Health Department
DuPage County Board Member District 6

Maureen McHugh
Executive Director
DuPage County Health Department



Changing Population, Changing Public Health Needs

The shifting demographic trends in DuPage County in the past five years have required the Health Department to adjust its mission as both a service provider and link to community resources.

Important public health services to all residents must be continued while linking persons in need to available community services. Each year the Health Department serves nearly 1 million DuPage County residents, providing a safety net that ensures access to direct public health services, including prevention, medical treatment and educational programs for Medicaid recipients and those who lack or cannot afford health insurance. The Health Department has partnered with community healthcare providers to strengthen the health safety net all across DuPage County.

The Health Department provides breast and cervical cancer screenings and treatment options to an average of 6,000 uninsured and underinsured women annually in DuPage County, including many who would have no other access to these services.

The two-year increase in the number of Medicaid recipients in DuPage County.

18,110

The increase in the number of Hispanics in DuPage County during the past five years.

29,523

The increase in the number of low-income residents in DuPage County during the past five years.

38,431

Mental Health Services Filling a “Critical Void”

The Health Department is recognized for the high quality of its specialized outpatient treatment to the chronically mentally ill, and accredited by the Joint Commission for our high standards.

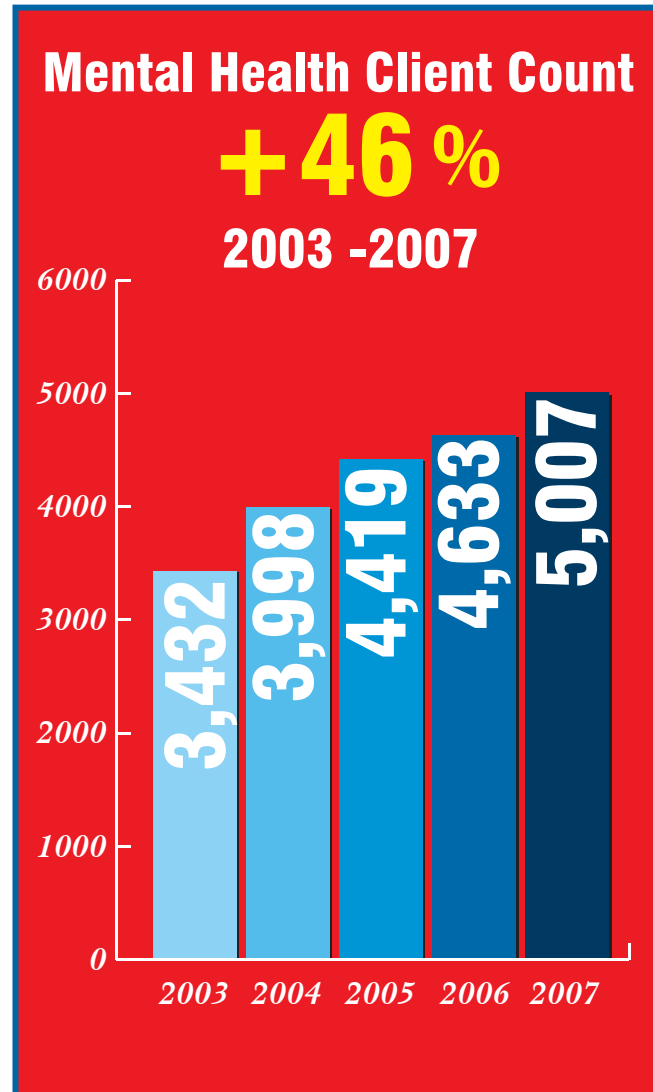
Our mental health services target the people in our neighborhoods with the most serious ongoing disorders, those who are literally disabled by mental illness.

In recent years we also teamed with the Central DuPage Health Foundation to identify and treat depression, a crippling disorder with a devastating impact on personal and work lives.

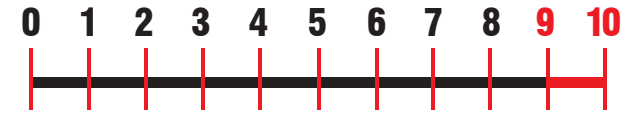
As the only state-certified provider of mental health services in DuPage County, the Health Department ensures that those residents receive the treatment they need, reducing the risk of them causing harm to themselves or others.



From 2003 to 2007, the mental health client count increased 46 percent. An increase in employee productivity to match that higher demand was accomplished with a decrease in staff.



If patients are ranked on a scale of 1 to 10, **our clients are 9s and 10s**



They are chronically mentally ill and would be hospitalized without our services. they are unable to perform normal, daily functions.

73%

Percentage of DuPage County residents who feel offering treatment to the mentally ill is very important

Environmental Health Services

A surprising fact to most DuPage County residents is the Health Department's impact on their lives.

Everyone. Everywhere. Everyday.

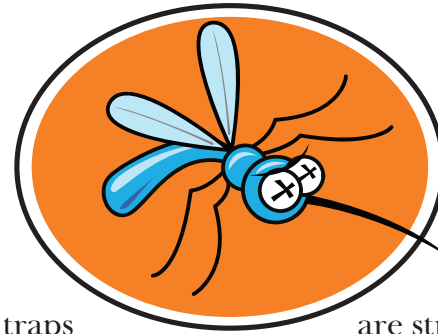
That is the value we bring to all residents each and every day.

Our food safety program is a good illustration. We inspect all county food service operations with scheduled and surprise visits. Those inspections total in the thousands annually.

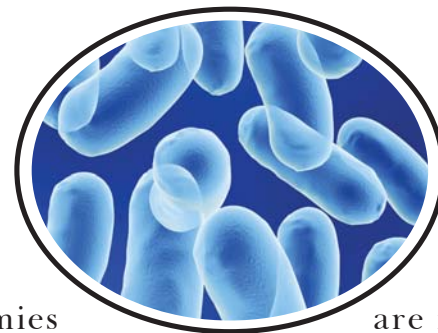
While the number of restaurant and grocery store inspections is large, the number of outbreaks of food borne illnesses is small. We take great pride in advocating food safety through consumer education, industry partnerships and responsible regulation.

Another good illustration is tuberculosis, hardly on the minds of DuPage County residents because of successful case management programs, such as our TB Clinic.

Whether it is food safety, TB or monitoring West Nile virus, it is clear that the Health Department serves Everyone. Everywhere. Everyday.



More than 70 mosquito traps are strategically spread across DuPage County to provide an overview of West Nile virus hot spots. This monitoring system is the most comprehensive and respected detection



Our food safety enemies are names you recognize, including Salmonella, E. Coli and Norovirus. Our food safety weapons are consumer education, industry partnerships and responsible regulation.

3,761

There are more than 3,700 food service establishments in DuPage County receiving surprise and scheduled inspections annually.

9,430

Any business serving food is scrutinized for food handling and consumer safety. In 2008, the Health Department conducted more than 9,400 food service inspections

Community Health Services 2008

FAMILY CASE MANAGEMENT

Home Visits	6,060
Office Visits	19,791
Individuals Served	16,739
Screening and Developmental and Depression	27,008

NUTRITION UNIT

	Events	Contacts
Food/Fun	63	948
Women, Infants and Children Program (WIC)		
Individuals Served		38,067
Education Sessions		1,093

CLINICS

Flu Vaccine Program, Individuals Served	3,661
Immunization Clinics, Individuals Served	7,007
Immunizations	17,049
Prenatal Clinic, New Clients	3,197

TEEN PARENT SERVICES

Unduplicated Total Clients	369
Percentage with Subsequent Pregnancy	1%

SCHOOL/PRESCHOOL HEALTH

(School Year 07-08)		
Childcare Nurse Consulting		
Services- Children Served		21,420
Individual Consultations to Schools & Childcare		1,240
General Public Health in Schools & Childcare		
Events	48	883
Contacts		
Trainings to Daycare/Preschool Personnel		
Events	65	996
Contacts		

Vision & Hearing Program

(School Year 07-08)		
Vision Screening Tests		33,783
Hearing Screening Tests		43,496
Referrals for Eye/Ear Examinations		2,424
Children Screened And Found To Have Abnormal Eye/Ear Diagnosis		1,796

DENTAL HEALTH

Smile Squad Client Visits	1,566
Enrolled in Low Cost Referral Program	414
Children's Dental Treatment Programs	
Children Served	11,813
Urgent Care Dental Clinic, Client Visits	1,836

Urgent Care Clinic Procedures	3,638
Children Seen in School-Based Programs	9,814
Procedures on Children	28,069
Smile Squad Site Visits	111

HEALTH EDUCATION

Health Fairs		
	Events	Contacts
Women's Health	17	3,006
Tobacco	48	17,817
Dental	7	2,267

TOBACCO

	Events	Contacts
SFC	170	616
ICHOOSE	27	1,320
NOT	6	150
Alternative to Suspension	6	12
Community Presentations	57	4,658

HEALTHY FAMILIES PROGRAM

Comprehensive Assessments Completed	96
Home Visits	1,353

FAMILY PLANNING CLINIC

Individuals Served	4,187
Visits	7,746
Community Education Sessions	259
Attended Community Education Sessions	4,882

ADULT HEALTH PROMOTION PROGRAMS

Breast & Cervical Cancer Screening Services	
Case Management Services	1,671
Illinois Wisewoman Screening	101
IL Wisewoman Intervention Participants	40
Women's Health Presentations	8

Emergency and Disease Control 2008

HIV/STD PROGRAM

Presentations	Events	Contacts
	213	2,230
HIV Screenings		2,103
HIV/AIDS Cases, Managed		121
AIDS Cases Reported*		18
HIV Cases Reported*		30
Hepatitis C Screenings		85
*Data Provisional		

SEXUALLY TRANSMITTED DISEASE CLINIC

Individuals Served	2,453
Visits	2,963

TUBERCULOSIS CLINIC

Clinic Visits	10,750
New Cases	43
Cases Managed in DuPage But Counted Elsewhere	11
Latent TB Infections	561
DOT Field Visits	3,147
Quantiferon Gold Blood Tests	664

TRAVEL CLINIC

Individuals Served	2,023
Immunizations	3,654

VACCINE PREVENTABLE DISEASES

Selected	
Chicken Pox – Children & Adults	236
Haemophilus inf. (Invasive)	7
Hepatitis A	15
Hepatitis B	4
Hepatitis B-Carrier	126
Measles	15
Mumps	2
N. meningitidis (Invasive)	4
Pertussis	13
Streptococcus pneumoniae (invasive) less than 5 years old	5

Other Communicable Diseases

Brucellosis	0
Cryptosporidiosis	2
Cyclosporiasis	0
Enteric E.coli Infections	22
Giardia	54
Hepatitis C-Cases & Carrier	243
Histoplasmosis	5

Legionellosis	4
Listeriosis	0
Lyme Disease	17
Malaria	5
Rocky Mt. Spotted Fever	0
Salmonellosis	108
Shigellosis	28
Strep Group A (Invasive)	12
Toxic Shock	5
Typhoid Fever	3
West Nile Disease	1

Environmental Health Services 2008

FOOD	
Food and Beverage Establishments Under Inspection	3,757
Mobile Vendors Under Inspection	97
Temporary Food Operations Under Inspection	2,084
Plans for Construction of Food Handling Establishments Reviewed	362
Food Complaints Investigated	264
Foodborne Illness Investigations	119
Food Worker Training Program Sessions	338
Food Workers Trained	721
Inspections and Consultations	13,491
INSTITUTIONAL INSPECTIONS	
Day Care Centers Under Inspection	229
Parochial and Private Schools Under Inspection	0
AIR QUALITY	
Samplers Operated	1
Indoor Air Quality Complaint Investigations	47
IPLAN Surveys	0
WATER SUPPLY	
Abandoned Wells Sealed	181
Abandoned Well Complaint Investigations	126
Permits Issued for Private Water Supplies	84
Water Samples Collected and/or Reviewed	
Private and Public Water	2,613
Public Water Supplies Under Inspection (with EPA)	67
Non-Community Water Systems Under Inspection and Sampling	240
SEWAGE DISPOSAL	
Permits Issued for Private Sewage Disposal Facilities	78
Operational Permits for Private Sewage Disposal Systems (SDS) with Surface Discharge	588
SDS with Surface Discharge Inspections Completed	781
Percolation Tests for Private Sewage Disposal Systems Witnessed	32

PRIVATE WATER & SEWAGE DISPOSAL SURVEYS	
Surveys Conducted	21
RECREATIONAL FACILITIES	
Forest Preserves Under Inspection	28
Forest Preserve Water Supplies, Sewage, and Garbage Facilities Inspections	20
SPA AND POOL PROGRAM	
Public Swimming Pools	616
Pool Inspections	4,556
Pools Constructed/Reconstructed	12
Public Spa Pools	153
Spa Inspections	1,437
Spas Constructed/Reconstructed	2
Tanning Spas	70
Tanning Spa Inspections	78
OTHER SERVICES	
Gravid Traps Monitored	
Traps	68
Tests Run	1,882
Positives	53
Mosquitoes Tested	62,474
COMPLAINTS	
Nuisance Complaints Received and Investigated	428
EDUCATION PRESENTATIONS TO COMMUNITY GROUPS	
Presentations	11
Attendance	1,697
WELL WATER SAMPLING PROGRAM	
Home Wells Sampled	24
Sampled For VOC	24

Mental Health Services 2008


Consumer, Family Satisfaction Rating	84%
ACCESS AND CRISIS SERVICES	
Client Services Hours	15,608
Mobile Crisis Evaluations	762
Volume of Phone Calls	70,756
Referrals to Community	4,162
CRISIS RESIDENTIAL PROGRAM	
Nights of Care	1,264
Clients Served	296
OUTPATIENT SERVICES	
Children and Adolescent Clinical Services	
Client Service Hours	29,538
Registered Clients Served	1,674
Aftercare/Linkage Program	
Client Service Hours	7,103
Registered Clients Served	441
Recovery Services	
Client Service Hours	32,661
Registered Clients Served	3,291
Assertive Community Treatment	
Client Service Hours	5,405
Registered Clients Served	87
Mentally Ill/Substance Abuse Services	
Client Service Hours	3,875
Registered Clients Served	133
Probation Partnership Services & MICAP	
Client Service Hours	2,231
Registered Clients Served	270
Psychiatric Services	
Client Service Hours	7,878
Registered Clients Served	3,424
Total Crisis Services	11,100
Psychiatric Visits	26,292
Outpatient Adult Events	68,616
TRANSITIONAL SERVICES	
Psychosocial Rehabilitation Program	
Hours of Skills Training	11,034
Registered Clients Served	297
Residential Program	
Nights of Care	80,984
Client Service Hours	95,514
Registered Clients Served	603
COMMUNITY EDUCATION/PREVENTION SERVICES	
Community Education Series	
Number of People Served	1,111
Number of Events	47

Business Operations Services 2008

VITAL RECORDS	
Live Births	11,239
Deaths	5,708
Infant Deaths	86
(All numbers are provisional.)	
LABORATORY SERVICES 2008	
ANALYSES BY DIVISION	
EDC (TB, EPI, STD, HIV)	10,878
CHS (FP, WIC, Wise Woman)	15,914
MHS	772
EHS	3,688
Beginning 2008, Chemistry analyses have been tracked and added to Microbiology analyses, to reflect the EHS total)	
Total	31,252

DCHD Statement of general fund cash activity for fiscal year 2008

(Unaudited)



Balance at Close of Fiscal Year 2007	\$18,744,828
--------------------------------------	--------------

RECEIPTS

Property Taxes	\$13,154,584
Gain on Investment	538,108
Fees & Rental Income	5,148,239
Third Party Billing	7,260,375
Grants	13,527,807
Donation	7,244
Miscellaneous	466,954
Total	\$40,103,311

DISBURSEMENTS

Business Operations Services	11,435,106
Community Health Services	9,692,037
Emergency & Disease Control	2,544,482
Environmental Health Services	2,532,510
Mental Health Services	16,285,569
Fund Transferred Out	325,000
Total	\$42,814,704

Balance at Close of Fiscal Year 2008	\$16,033,435
--------------------------------------	--------------



111 North County Farm Road, Wheaton, Illinois 60187

(630) 682-7400

www.dupagehealth.org

All DuPage County Health Department locations and programs can be reached by phoning

630-682-7400

Central Public Health Center
111 N. County Farm Road
Wheaton, IL 60187

East Public Health Center
1111 E. Jackson Street
Lombard, IL 60148

North Public Health Center
1111 W. Lake Street
Addison, IL 60101

Southeast Public Health Center
422 N. Cass Avenue
Westmont, IL 60559

Transitional Services
Mental Health Center
422 N. Prospect Street
Wheaton, IL 60187

Access and Crisis
Mental Health Center
440 S. Finley Road
Lombard, IL 60148

West Chicago Mental
Health Center
245 W. Roosevelt Road
Building 15, Suite 107
West Chicago, IL 60185

West Chicago Health
and Education Center
245 W. Roosevelt Road
Building 14, Unit 148
West Chicago, IL 60185

Everyone, Everywhere, Everyday